

ภาคผนวก จ

เอกสารเทียบเครื่องมือที่ใช้ในการตรวจวิเคราะห์

รายการใบรับรองสอบเทียบเครื่องมือหลักประจำห้องปฏิบัติการสำหรับวิเคราะห์คุณภาพสิ่งแวดล้อม

No.	Instrument/Equipment	Parameter	Manufacturer	Model/Serial No.	Calibrator	Certification No.	Date of Calibration	Due date of Calibration*	Remark
เครื่องมือหลักสำหรับวิเคราะห์คุณภาพอากาศ									
1	Analytical Balance (Readability 0.1 mg)	ฝุ่นละอองรวม (TSP) ฝุ่นละอองขนาดเล็กไม่เกิน 10 ไมครอน (PM-10)	Mettler-Toledo	AB204-S / 1128312528	Technology Promotion Association (Thailand-Japan)	22MM331	7 Apr 23	5 Apr 24	-
2	Analytical Balance (Readability 0.1 mg)	ฝุ่นทุกขนาด (Total Dust) ฝุ่นขนาดที่เข้าถึงและสะสมในถุงลมของปอด	Mettler-Toledo	AB204-S/FACT / B108115858	Technology Promotion Association (Thailand-Japan)	22MM332	7 Apr 23	5 Apr 24	-
3	Analytical Balance (Readability 0.001 mg)	ได้	Mettler-Toledo	XP6 / B322373893	Technology Promotion Association (Thailand-Japan)	22MM333	7 Apr 23	5 Apr 24	-
4	UV-VIS Spectrophotometer	ก๊าซออกไซด์ของไนโตรเจน (NO x as NO2)	Hitachi	U-1900 / 2021-064	DQE Services Co.,Ltd.	SP23-007	5 Jan 23	4 Jan 24	-
เครื่องมือหลักสำหรับวิเคราะห์คุณภาพน้ำ									
5	pH Meter	ความเป็นกรด-ด่าง	Mettler-Toledo	Seven Easy S20 / 1230525212	National Food Institute, Ministry of Industry, Thailand	2302181-001-01	24 Mar 23	22 Mar 24	-
6	pH Meter		Mettler-Toledo	SevenCompact S220/ C113432421	National Food Institute, Ministry of Industry, Thailand	2203527-001-01	5 Jul 22	4 Jul 23	-
7	UV-VIS Spectrophotometer	ซิลิเฟต, ไนเตรท	Agilent Technologies	Cary60 G6860A / MY15410009	DQE Services Co.,Ltd.	SP22-016	31 May 22	30 May 23	-

Due Date of Calibration* : Based on the annual calibration plan. At least 1 time per year.

รายงานผลการปฏิบัติตามมาตรฐานการป้องกัน และแก้ไขผลกระทบสิ่งแวดล้อม และมาตรการติดตามตรวจสอบผลกระทบสิ่งแวดล้อม
สำหรับโครงการโรงไฟฟ้าชีวมวล (ส่วนขยาย) ระยะดำเนินการ ระหว่างเดือนมกราคม-มิถุนายน พ.ศ. 2566
บริษัท บ้านไร่วิสาหกิจ จำกัด

รายการเครื่องมือหลักประจำห้องปฏิบัติการวิเคราะห์ สำหรับตรวจวิเคราะห์คุณภาพสิ่งแวดล้อม

No.	Instrument/Equipment	Parameter	Manufacturer	Model/Serial No.	Calibrator	Certification No.	Date of Calibration	Due date of Calibration*	Remark
Stack									
1	Pre-Test Console	Total Suspended Particulate	Apex Instruments, USA.	XC-572-V 1904011	Envi Equipment Service Co., Ltd.	E22-08027	1 Aug 22	31 Jul 23	-
2	Flue gas Analyzer	Sulphur Dioxide Oxide of Nitrogen as Nitrogen Dioxide	Testo	Testo 350 60899617	Entech Industrial Sulation Co., Ltd.	G 650377	13 Jun 22	12 Jun 23	-
Ambient									
1	Orifice Transfer Standard Calibrator	Total Suspended Particulate (TSP) Particulate Matter < 10 µm (PM ₁₀)	Andersen Instruments, Inc.	G25A 11MX	Tisch Environmental, Inc.	28062022	28 Jun 21	27 Jun 23	-
2	U-Tube Manometer	Total Suspended Particulate (TSP) Particulate Matter < 10 µm (PM ₁₀)	Dwyer	1221-36-W/M -	Technology Promotion Association (Thailand-Japan)	22P968	12 Aug 22	11 Aug 23	-
3	Aneroid Barometer	Total Suspended Particulate (TSP) Particulate Matter < 10 µm (PM ₁₀)	Barigo, Germany	-	Technology Promotion Association (Thailand-Japan)	22P2722	22 Jul 22	21 Jul 23	-
4	Dial Thermo-Hygrometer	Total Suspended Particulate (TSP) Particulate Matter < 10 µm (PM ₁₀)	Barigo, Germany	-	Technology Promotion Association (Thailand-Japan)	22H1587	27 Jul 22	26 Jul 23	-
5	Nitrogen Dioxide Analyzer	Nitrogen Dioxide	Thermo Scientific	42i 1191503036	UAE Consultant Co., Ltd.	23062022	23 Jun 22	22 Jun 23	-
6	Nitrogen Dioxide Analyzer	Nitrogen Dioxide	Thermo Scientific	42i 1191503038	UAE Consultant Co., Ltd.	19102022	19 Oct 22	18 Oct 23	-

รายงานผลการปฏิบัติตามมาตรฐานการป้องกัน และแก้ไขผลกระทบสิ่งแวดล้อม และมาตรการติดตามตรวจสอบผลกระทบสิ่งแวดล้อม
สำหรับโครงการโรงไฟฟ้าชีวมวล (ส่วนขยาย) ระยะดำเนินการ ระหว่างเดือนมกราคม-มิถุนายน พ.ศ. 2566
บริษัท บ้านไร่วิสาหกิจ จำกัด

รายการเครื่องมือหลักประจำห้องปฏิบัติการวิเคราะห์ สำหรับตรวจวิเคราะห์คุณภาพสิ่งแวดล้อม

No.	Instrument/Equipment	Parameter	Manufacturer	Model/Serial No.	Calibrator	Certification No.	Date of Calibration	Due date of Calibration*	Remark
Ambient									
7	Standard Gases (Mixture)	Nitrogen Dioxide	Airgas	EB0143262 2015PSIG	Airgas an Air Liquide company	E04NI99E15A01D3	21 Jun 21	21 Jun 24	-
8	Sulphur Dioxide Analyzer	Sulphur Dioxide	Thermo Scientific	43i 1182920014	UAE Consultant Co.,Ltd.	08042022	8 Apr 22	7 Apr 23	-
9	Sulphur Dioxide Analyzer	Sulphur Dioxide	Thermo Scientific	43i 1182920015	UAE Consultant Co.,Ltd.	22042022	22 Apr 22	21 Apr 23	-
10	Standard Gases (Mixture)	Sulphur Dioxide	Airgas	EB0143262 2015PSIG	Airgas an Air Liquide company	E04NI99E15A01D3	21 Jun 21	21 Jun 24	-
11	Wind Speed/Wind Direction	WS/WD	Scarlet Tech Ltd.	WL-21 2205DT0106	Scarlet Tech Ltd.	14092022	14 Sep 22	13 Sep 23	-
12	Wind Speed/Wind Direction	WS/WD	Scarlet Tech Ltd.	WL-21 2205DT0113	Scarlet Tech Ltd.	14092022	14 Sep 22	13 Sep 23	-
13	Sound Level Calibrator (Acoustic Calibrator)	Calibrate Sound Level Meter	Svantek	SV35A 73246	Innovative Instrument Co.,Ltd.	22-ACT-405	1 Jul 22	30 Jun 23	-
14	Sound Level Meter	L _{Aeq} 24 hr, L _{A90} , L _{Amax} ระดับเสียงรบกวน	Larson Davis	LxT2 0005286	Sithiporn Associates Co., Ltd.	ACL22081	25 Jan 22	24 Jan 24	-
15	Sound Level Meter	L _{Aeq} 24 hr, L _{A90} , L _{Amax} ระดับเสียงรบกวน	Larson Davis	LxT2 0005344	Innovative Instrument Co.,Ltd.	22-ACT-248	1 Apr 22	31 Mar 24	-

รายงานผลการปฏิบัติตามมาตรการป้องกัน และแก้ไขผลกระทบสิ่งแวดล้อม และมาตรการติดตามตรวจสอบผลกระทบสิ่งแวดล้อม

สำหรับโครงการโรงไฟฟ้าชีวมวล (ส่วนขยาย) ระยะดำเนินการ ระหว่างเดือนมกราคม-มิถุนายน พ.ศ. 2566

บริษัท บ้านไร่วิสาหกิจ จำกัด

รายการเครื่องมือหลักประจำห้องปฏิบัติการวิเคราะห์ สำหรับตรวจวิเคราะห์คุณภาพสิ่งแวดล้อม

No.	Instrument/Equipment	Parameter	Manufacturer	Model/Serial No.	Calibrator	Certification No.	Date of Calibration	Due date of Calibration*	Remark
Workplace									
1	Sound Level Meter	L _{Aeq} 8 hr, L _{Amax}	Rion, Japan	NL-42 01010784	Sithiporn Associates Co., Ltd.	ACL22090	22 Apr 22	21 Apr 23	-
2	Flow Meter	Calibrate personal pump	TSl.Inc	4146 41461922007	Miracle International Technology Co.,Ltd.	L202209305-001	6 Oct 22	5 Oct 23	-
3	Aneroid Barometer	Total Dust Respirable Dust	Barigo, Germany	-	Technology Promotion Association (Thailand-Japan)	22P2723	22 Jul 22	21 Jul 23	-
4	Digital Thermo - Hygrometer	Total Dust Respirable Dust	Testo, Germany	608-H1 34843154	Technology Promotion Association (Thailand-Japan)	22H1986	27 Sep 22	26 Sep 23	-
5	Thermal Environment Monitor	Heat Meter	Quest Technologies, Inc	QuesTemp 34 TEG100075	Innovative Instrument Co.,Ltd.	23-TPM-051	25 Jan 23	24 Jan 24	-
6	Thermal Environment Monitor	Heat Meter	TSI QUEST	QuesTemp 32 TPT030007	Innovative Instrument Co.,Ltd.	23-TPM-047	25 Jan 23	24 Jan 24	-

Water									
1	pH Meter	pH	Horiba	LAQUA-PH210 HA0D0081	Technology Promotion Association (Thailand-Japan)	23CH6	5 Jan 23	4 Jan 24	-

Mettler-Toledo (Thailand) Ltd.

846/4 - 846/5 Lasalle Rd., Bangna Tai Sub-District

Bangna District, Bangkok 10260

+66 2723 0382

MT-TH.ServiceSupport@mt.com



Accuracy Calibration Certificate

Customer

Company: United Analyst and Engineering Consultant Co., Ltd.
Address: 3 Soi Udom Suk 41, Sukhumvit Rd., Bang Chak
City: Phra Khanong Contact: Suwit Chotnok
Zip / Postal: 10260
State / Province: Bangkok
Order Number: 

Weighing Device

Manufacturer: Mettler Toledo Instrument Type: Weighing Instrument
Model: AB204-S Asset Number: UAE.AIR.019/2550
Serial No.: 1128312528 Terminal Model: N/A
Building: N/A Terminal Serial No.: N/A
Floor: 2 Terminal Asset No.: N/A
Room: Balance Room 2 (206)

Range	Max. Capacity	Readability (d)
1	220 g	0.0001 g

Procedure

Calibration Guideline: EURAMET cg-18 v. 4.0 (11/2015)
METTLER TOLEDO Work Instruction: CP/W002/20

This calibration certificate contains measurements for As Found calibration. No As Left calibration was performed because the device was not modified after As Found calibration. Therefore, results for As Left correspond to As Found.

The sensitivity/span of the weighing instrument was adjusted before calibration with a built-in weight.

In accordance with EURAMET cg-18 (11/2015), the test loads were selected to reflect the specific use of the weighing device or to accommodate specific calibration conditions.

	Temperature		Humidity	
As Found	Start: 22.5 °C	End: 21.4 °C	Start: 56.1 %	End: 63.2 %

As Found Calibration Date: 07-Apr-2022
As Left Calibration Date: N/A
Issue Date: 08-Apr-2022

Calibrator:

Sirawit Chamchan

Approved Signatory:

- ☒ Kassakorn Tassanachaisakul
☐ Santi Jitniyom
☐ Surachet Sukkate

Measurement Results

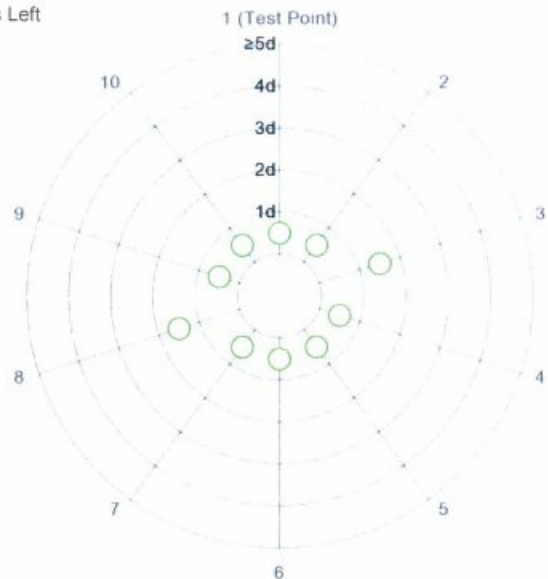
Repeatability

Test Load: 100 g

	As Found	As Left
1	99.9999 g	N/A
2	100.0000 g	N/A
3	99.9998 g	N/A
4	100.0000 g	N/A
5	99.9999 g	N/A
6	100.0000 g	N/A
7	99.9999 g	N/A
8	100.0001 g	N/A
9	99.9999 g	N/A
10	100.0000 g	N/A

Standard Deviation	0.00008 g	N/A
--------------------	-----------	-----

○ As Found
◆ As Left



The "d" in the graph represents the readability of the range/interval in which the test was performed.

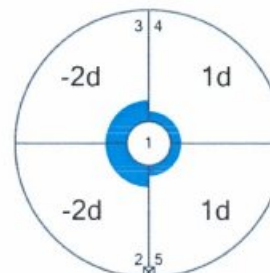
The results of this graph are based upon the absolute values of the differences from the mean value.

Eccentricity

Test Load: 100 g

Position	As Found	As Left
1	100.0000 g	N/A
2	99.9998 g	N/A
3	99.9998 g	N/A
4	100.0001 g	N/A
5	100.0001 g	N/A

Maximum Deviation	0.0002 g	N/A
-------------------	----------	-----



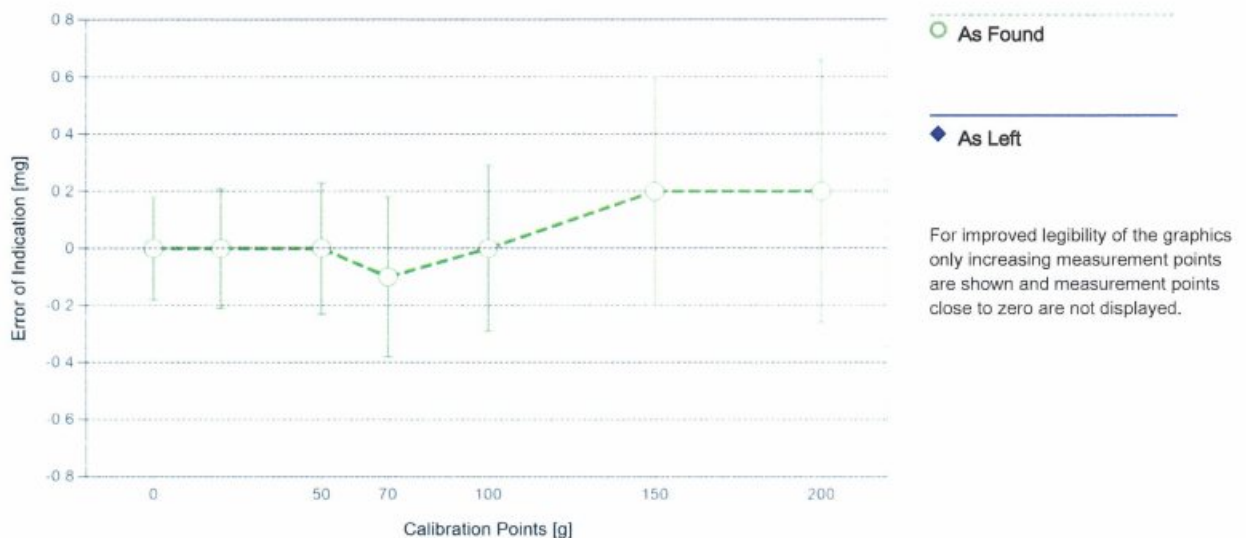
As Found

The "d" in the graph represents the readability of the range/interval in which the test was performed.

Error of Indication

As Found

	Reference Value	Indication	Error of Indication	Expanded Uncertainty	k
1	0.0000 g	0.0000 g	0.0000 g	0.18 mg	2
2	0.1000 g	0.1000 g	0.0000 g	0.19 mg	2
3	1.0000 g	0.9999 g	-0.0001 g	0.19 mg	2
4	5.0000 g	5.0000 g	0.0000 g	0.19 mg	2
5	10.0000 g	9.9999 g	-0.0001 g	0.20 mg	2
6	20.0000 g	20.0000 g	0.0000 g	0.21 mg	2
7	50.0000 g	50.0000 g	0.0000 g	0.23 mg	2
8	70.0001 g	70.0000 g	-0.0001 g	0.28 mg	2
9	100.0000 g	100.0000 g	0.0000 g	0.29 mg	2
10	150.0000 g	150.0002 g	0.0002 g	0.40 mg	2
11	200.0001 g	200.0003 g	0.0002 g	0.46 mg	2



The uncertainty stated is the expanded uncertainty at calibration obtained by multiplying the standard combined uncertainty by the coverage factor k – which can be larger than 2 according to EURAMET cg-18. The value of the measurand lies within the assigned range of values with a probability of approximately 95%.

The user is responsible for maintaining environmental conditions and the settings of the weighing instrument when it was calibrated.

Test Equipment

All weights used for metrological testing are traceable to national or international standards. The weights were calibrated and certified by an accredited calibration laboratory.

Weight Set 1: OIML E2

Weight Set No.:	WS80	Date of Issue:	23-Feb-2022
Certificate Number:	C208581631	Calibration Due Date:	14-Aug-2023

Thermo Hygrometer

Equipment No.:	IN161	Date of Issue:	14-Jun-2021
Certificate Number:	21H1220	Calibration Due Date:	01-Jun-2022

Remarks

Equipment condition: Good

Next calibration according to customer's procedure

Calibration data not decide by calibration laboratory

Test weight by Filter pan : 1 g = 0.9999 g, 3 g = 3.0000 g, 5 g = 5.0000 g

End of Accredited Section

The information below and any attachments to this calibration certificate are not part of the accredited calibration.

Measurement Uncertainty of the Weighing Instrument in Use

Stated is the expanded uncertainty with $k=2$ in use. The formula shall be used for the estimation of the uncertainty under consideration of the errors of indication. The value R represents the net load indication in the unit of measure of the device.

Temperature coefficient for the evaluation of the measurement uncertainty in use: $3.0 \cdot 10^{-6} / K$

Temperature range on site for the evaluation of the measurement uncertainty in use: 3 K

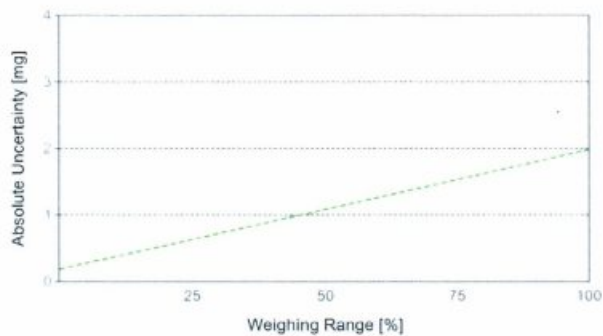
Linearization of Uncertainty Equation

	Range		As Found	As Left
	d	Max		
1	0.0001 g	220 g	$U_1 = 0.19 \text{ mg} + 0.00817 \text{ mg/g} \cdot R$	N/A

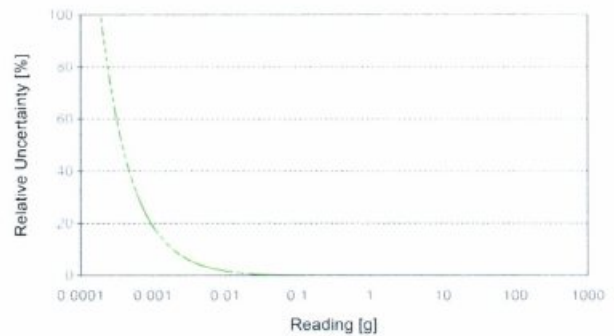
To optimize the stability of the linearization, besides of the zero load only increasing measurement points with a test load of 5% of the measurement range or larger are taken for the calculation of the linear equation.

Absolute and Relative Measurement Uncertainty in Use for Various Net Indications (Examples)

Net Indication	As Found		As Left	
0.0220 g	0.19 mg	0.86%	N/A	N/A
0.2200 g	0.19 mg	0.087%	N/A	N/A
2.2000 g	0.21 mg	0.0095%	N/A	N/A
22.0000 g	0.37 mg	0.0017%	N/A	N/A
220.0000 g	2.0 mg	0.00090%	N/A	N/A



As Found



As Left

Mettler-Toledo (Thailand) Ltd.
846/4 - 846/5 Lasalle Rd., Bangna Tai Sub-District
Bangna District, Bangkok 10260
+66 2723 0382
MT-TH.ServiceSupport@mt.com



Accuracy Calibration Certificate

Customer

Company: United Analyst and Engineering Consultant Co., Ltd.
Address: 3 Soi Udom Suk 41, Sukhumvit Rd., Bang Chak
City: Phra Khanong Contact: Suwit Chotnok
Zip / Postal: 10260
State / Province: Bangkok
Order Number: 
* 0 3 3 2 4 2 3 9 0 6 *

Weighing Device

Manufacturer: Mettler Toledo Instrument Type: Weighing Instrument
Model: AB204-S/FACT Asset Number: UAE.AIR.016/2555
Serial No.: B108115858 Terminal Model: N/A
Building: N/A Terminal Serial No.: N/A
Floor: 2 Terminal Asset No.: N/A
Room: Balance Room 2 (206)

Range	Max. Capacity	Readability (d)
1	220 g	0.0001 g

Procedure

Calibration Guideline: EURAMET cg-18 v. 4.0 (11/2015)
METTLER TOLEDO Work Instruction: CP/W002/20

This calibration certificate contains measurements for As Found and As Left calibrations.

The sensitivity/span of the weighing instrument was adjusted before As Found and As Left calibrations with a built-in weight.

In accordance with EURAMET cg-18 (11/2015), the test loads were selected to reflect the specific use of the weighing device or to accommodate specific calibration conditions.

	Temperature		Humidity	
As Found	Start: 22.6 °C	End: 22.1 °C	Start: 56.0 %	End: 51.9 %
As Left	Start: 22.3 °C	End: 22.4 °C	Start: 46.2 %	End: 55.8 %

As Found Calibration Date: 07-Apr-2022
As Left Calibration Date: 07-Apr-2022
Issue Date: 08-Apr-2022

Calibrator:


Sirawit Chamchan

Approved Signatory:



- ☒ Kassakorn Tassanachaisakul
☐ Santi Jitniyom
☐ Surachet Sukkate

Measurement Results

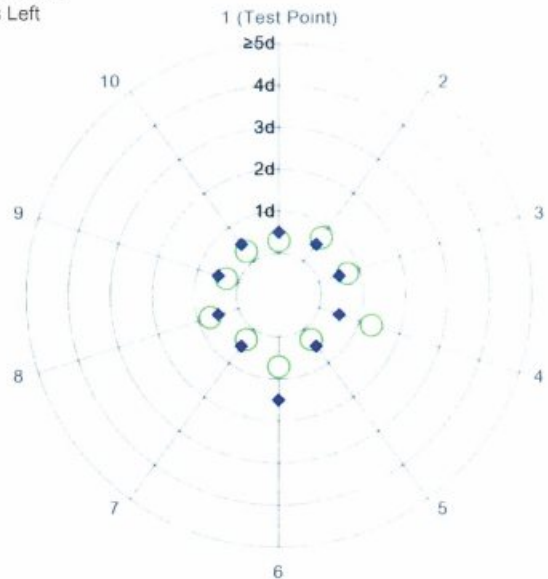
Repeatability

Test Load: 100 g

	As Found	As Left
1	100.0005 g	99.9999 g
2	100.0004 g	100.0000 g
3	100.0004 g	99.9999 g
4	100.0006 g	100.0000 g
5	100.0005 g	99.9999 g
6	100.0004 g	99.9998 g
7	100.0005 g	100.0000 g
8	100.0004 g	100.0000 g
9	100.0005 g	100.0000 g
10	100.0005 g	100.0000 g

Standard Deviation	0.00007 g	0.00007 g
--------------------	-----------	-----------

○ As Found
◆ As Left



The "d" in the graph represents the readability of the range/interval in which the test was performed.

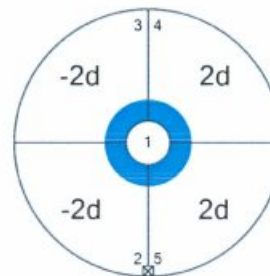
The results of this graph are based upon the absolute values of the differences from the mean value.

Eccentricity

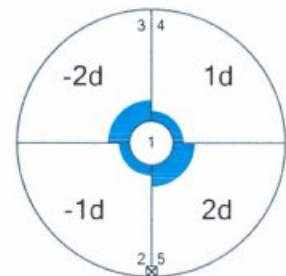
Test Load: 100 g

Position	As Found	As Left
1	100.0005 g	100.0000 g
2	100.0003 g	99.9999 g
3	100.0003 g	99.9998 g
4	100.0007 g	100.0001 g
5	100.0007 g	100.0002 g

Maximum Deviation	0.0002 g	0.0002 g
-------------------	----------	----------



As Found



As Left

The "d" in the graph represents the readability of the range/interval in which the test was performed.

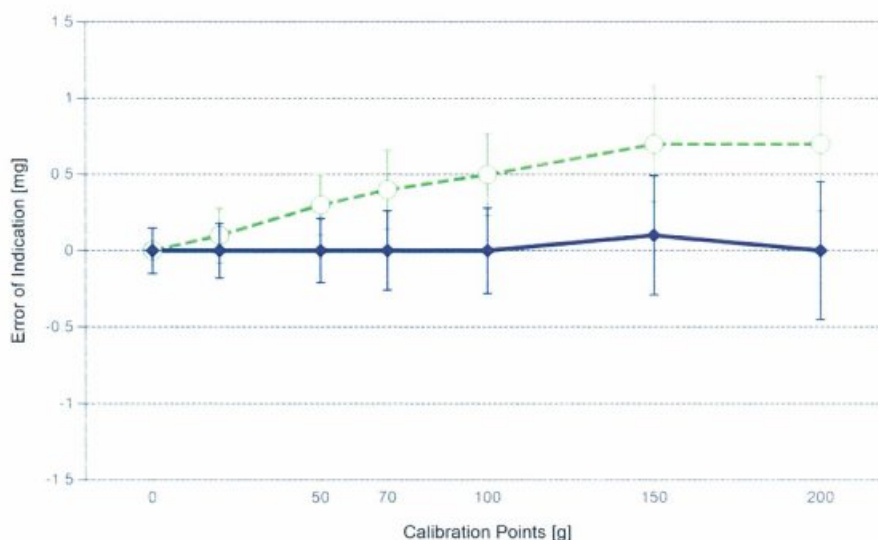
Error of Indication

As Found

	Reference Value	Indication	Error of Indication	Expanded Uncertainty	k
1	0.0000 g	0.0000 g	0.0000 g	0.15 mg	2
2	0.1000 g	0.1001 g	0.0001 g	0.16 mg	2
3	1.0000 g	0.9999 g	-0.0001 g	0.16 mg	2
4	5.0000 g	5.0000 g	0.0000 g	0.16 mg	2
5	10.0000 g	10.0001 g	0.0001 g	0.17 mg	2
6	20.0000 g	20.0001 g	0.0001 g	0.18 mg	2
7	50.0000 g	50.0003 g	0.0003 g	0.20 mg	2
8	70.0001 g	70.0005 g	0.0004 g	0.26 mg	2
9	100.0000 g	100.0005 g	0.0005 g	0.27 mg	2
10	150.0000 g	150.0007 g	0.0007 g	0.38 mg	2
11	200.0001 g	200.0008 g	0.0007 g	0.44 mg	2

As Left

	Reference Value	Indication	Error of Indication	Expanded Uncertainty	k
1	0.0000 g	0.0000 g	0.0000 g	0.15 mg	2
2	0.1000 g	0.1000 g	0.0000 g	0.16 mg	2
3	1.0000 g	0.9999 g	-0.0001 g	0.17 mg	2
4	5.0000 g	5.0000 g	0.0000 g	0.17 mg	2
5	10.0000 g	10.0000 g	0.0000 g	0.17 mg	2
6	20.0000 g	20.0000 g	0.0000 g	0.18 mg	2
7	50.0000 g	50.0000 g	0.0000 g	0.21 mg	2
8	70.0001 g	70.0001 g	0.0000 g	0.26 mg	2
9	100.0000 g	100.0000 g	0.0000 g	0.28 mg	2
10	150.0000 g	150.0001 g	0.0001 g	0.39 mg	2
11	200.0001 g	200.0001 g	0.0000 g	0.45 mg	2



○ As Found

◆ As Left

For improved legibility of the graphics only increasing measurement points are shown and measurement points close to zero are not displayed.

The uncertainty stated is the expanded uncertainty at calibration obtained by multiplying the standard combined uncertainty by the coverage factor k – which can be larger than 2 according to EURAMET cg-18. The value of the measurand lies within the assigned range of values with a probability of approximately 95%.

The user is responsible for maintaining environmental conditions and the settings of the weighing instrument when it was calibrated.

Test Equipment

All weights used for metrological testing are traceable to national or international standards. The weights were calibrated and certified by an accredited calibration laboratory.

Weight Set 1: OIML E2

Weight Set No.:	WS80	Date of Issue:	23-Feb-2022
Certificate Number:	C208581631	Calibration Due Date:	14-Aug-2023

Thermo Hygrometer

Equipment No.:	IN161	Date of Issue:	14-Jun-2021
Certificate Number:	21H1220	Calibration Due Date:	01-Jun-2022

Remarks

FACT adjustment functionality activated
Value of the built-in weight adjusted
Equipment condition: Good
Next calibration according to customer's procedure
Calibration data not decide by calibration laboratory
Test weight by Filter pan : 1 g = 1.0000 g, 3 g = 3.0000 g, 5 g = 5.0000 g

End of Accredited Section

The information below and any attachments to this calibration certificate are not part of the accredited calibration.

Measurement Uncertainty of the Weighing Instrument in Use

Stated is the expanded uncertainty with $k=2$ in use. The formula shall be used for the estimation of the uncertainty under consideration of the errors of indication. The value R represents the net load indication in the unit of measure of the device.

Temperature coefficient for the evaluation of the measurement uncertainty in use: $2.5 \cdot 10^{-6} / K$

Temperature range on site for the evaluation of the measurement uncertainty in use: 3 K

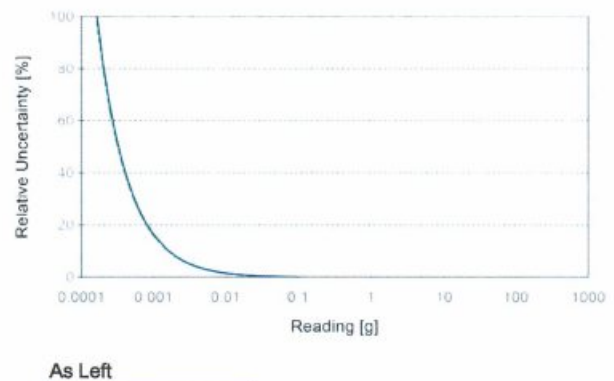
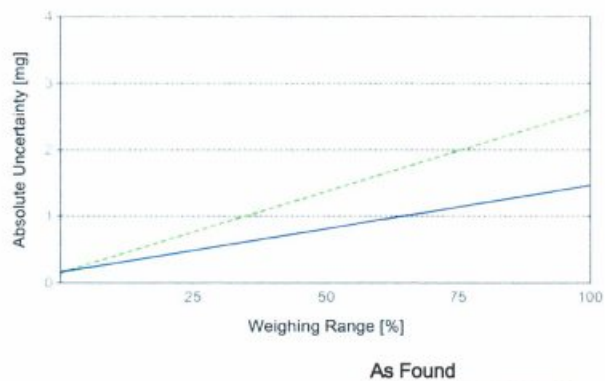
Linearization of Uncertainty Equation

Range			As Found	As Left
	d	Max		
1	0.0001 g	220 g	$U_1 = 0.16 \text{ mg} + 0.0111 \text{ mg/g} \cdot R$	$U_1 = 0.16 \text{ mg} + 0.00592 \text{ mg/g} \cdot R$

To optimize the stability of the linearization, besides of the zero load only increasing measurement points with a test load of 5% of the measurement range or larger are taken for the calculation of the linear equation.

Absolute and Relative Measurement Uncertainty in Use for Various Net Indications (Examples)

Net Indication	As Found		As Left	
0.0220 g	0.16 mg	0.73%	0.16 mg	0.73%
0.2200 g	0.16 mg	0.074%	0.16 mg	0.073%
2.2000 g	0.18 mg	0.0084%	0.17 mg	0.0079%
22.0000 g	0.40 mg	0.0018%	0.29 mg	0.0013%
220.0000 g	2.6 mg	0.0012%	1.5 mg	0.00066%



Mettler-Toledo (Thailand) Ltd.
846/4 - 846/5 Lasalle Rd., Bangna Tai Sub-District
Bangna District, Bangkok 10260
+66 2723 0382
MT-TH.ServiceSupport@mt.com



Accuracy Calibration Certificate

Customer

Company: United Analyst and Engineering Consultant Co., Ltd.
Address: 3 Soi Udom Suk 41, Sukhumvit Rd., Bang Chak
City: Phra Khanong Contact: Suwit Chotnok
Zip / Postal: 10260
State / Province: Bangkok
Order Number: 

Weighing Device

Manufacturer: Mettler Toledo Instrument Type: Weighing Instrument
Model: XP6 Asset Number: UAE.AIR.019/2556
Serial No.: B322373893 Terminal Model: PAT
Building: N/A Terminal Serial No.: B322373893
Floor: 2 Terminal Asset No.: N/A
Room: Balance Room 2 (206)

Range	Max. Capacity	Readability (d)
1	6.1 g	0.000001 g

Procedure

Calibration Guideline: EURAMET cg-18 v. 4.0 (11/2015)
METTLER TOLEDO Work Instruction: CP/W002/20

This calibration certificate contains measurements for As Found and As Left calibrations.

The sensitivity/span of the weighing instrument was adjusted before As Found and As Left calibrations with a built-in weight.

In accordance with EURAMET cg-18 (11/2015), the test loads were selected to reflect the specific use of the weighing device or to accommodate specific calibration conditions.

	Temperature		Humidity	
As Found	Start: 22.7 °C	End: 22.8 °C	Start: 54.2 %	End: 53.0 %
As Left	Start: 22.6 °C	End: 22.9 °C	Start: 52.0 %	End: 50.5 %

As Found Calibration Date: 07-Apr-2022
As Left Calibration Date: 07-Apr-2022
Issue Date: 08-Apr-2022

Calibrator:

Sirawit Chamchan

Approved Signatory:

- ☒ Kassakorn Tassanachaisakul
☐ Santi Jitniyom
☐ Surachet Sukkate

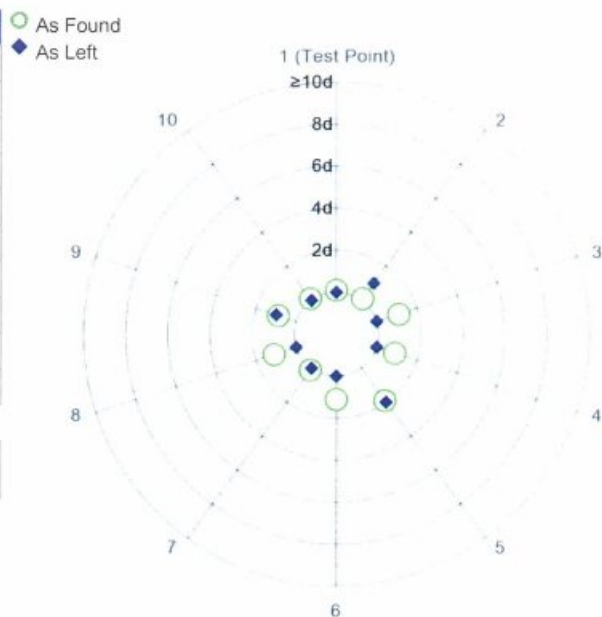
Measurement Results

Repeatability

Test Load: 2 g

	As Found	As Left
1	2.000007 g	2.000008 g
2	2.000007 g	2.000009 g
3	2.000008 g	2.000008 g
4	2.000006 g	2.000008 g
5	2.000005 g	2.000006 g
6	2.000008 g	2.000008 g
7	2.000007 g	2.000008 g
8	2.000008 g	2.000008 g
9	2.000006 g	2.000009 g
10	2.000007 g	2.000008 g

Standard Deviation	0.0000010 g	0.0000008 g
--------------------	-------------	-------------



The "d" in the graph represents the readability of the range/interval in which the test was performed.

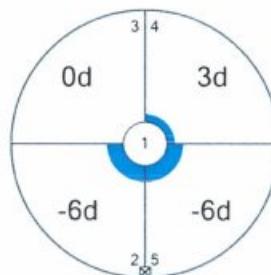
The results of this graph are based upon the absolute values of the differences from the mean value.

Eccentricity

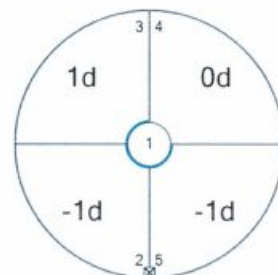
Test Load: 2 g

Position	As Found	As Left
1	2.000008 g	2.000008 g
2	2.000002 g	2.000007 g
3	2.000008 g	2.000009 g
4	2.000011 g	2.000008 g
5	2.000002 g	2.000007 g

Maximum Deviation	0.000006 g	0.000001 g
-------------------	------------	------------



As Found



As Left

The "d" in the graph represents the readability of the range/interval in which the test was performed.

Error of Indication

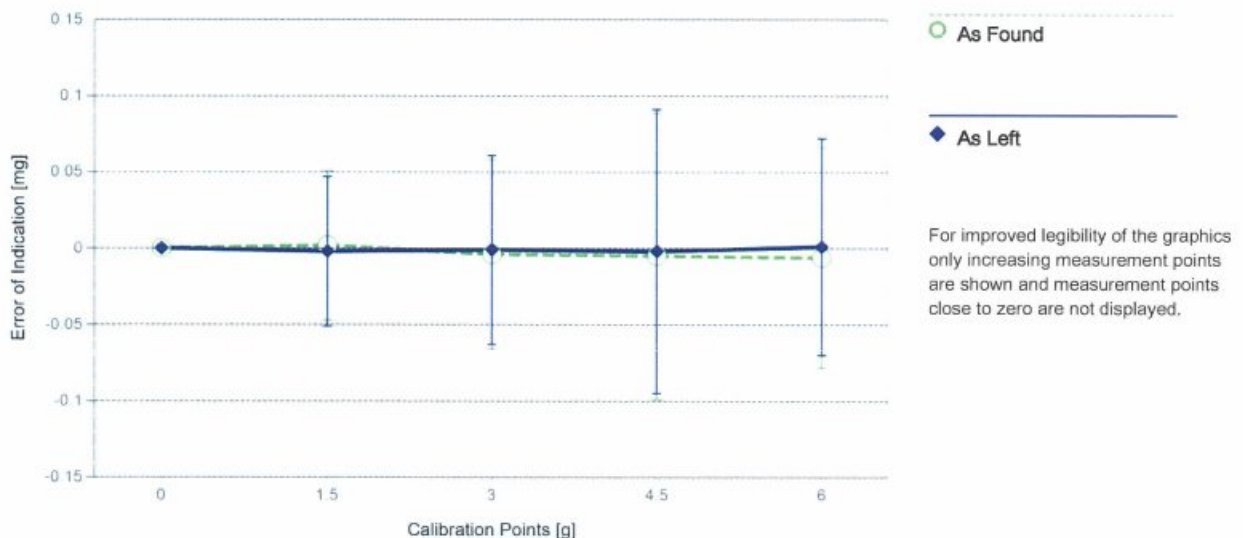
As Found

	Reference Value	Indication	Error of Indication	Expanded Uncertainty	k
1 [*]	0.000000 g	0.000000 g	0.000000 g	0.0054 mg	2
2	0.010004 g	0.010005 g	0.000001 g	0.0074 mg	2
3 [*]	0.050005 g	0.050003 g	-0.000002 g	0.011 mg	2
4 [*]	0.100007 g	0.100007 g	0.000000 g	0.015 mg	2
5	0.150012 g	0.150011 g	-0.000001 g	0.025 mg	2
6	0.170013 g	0.170011 g	-0.000002 g	0.034 mg	2
7 [*]	0.200011 g	0.200009 g	-0.000002 g	0.018 mg	2
8	1.500023 g	1.500025 g	0.000002 g	0.049 mg	2
9	3.000021 g	3.000017 g	-0.000004 g	0.062 mg	2
10	4.500031 g	4.500026 g	-0.000005 g	0.094 mg	2
11	6.000026 g	6.000020 g	-0.000006 g	0.072 mg	2

As Left

	Reference Value	Indication	Error of Indication	Expanded Uncertainty	k
1 [*]	0.000000 g	0.000000 g	0.000000 g	0.0054 mg	2
2	0.010004 g	0.010005 g	0.000001 g	0.0073 mg	2
3 [*]	0.050005 g	0.050005 g	0.000000 g	0.011 mg	2
4 [*]	0.100007 g	0.100007 g	0.000000 g	0.015 mg	2
5	0.150012 g	0.150011 g	-0.000001 g	0.025 mg	2
6	0.170013 g	0.170013 g	0.000000 g	0.034 mg	2
7 [*]	0.200011 g	0.200010 g	-0.000001 g	0.018 mg	2
8	1.500023 g	1.500021 g	-0.000002 g	0.049 mg	2
9	3.000021 g	3.000020 g	-0.000001 g	0.062 mg	2
10	4.500031 g	4.500029 g	-0.000002 g	0.093 mg	2
11	6.000026 g	6.000027 g	0.000001 g	0.071 mg	2

*The calculated uncertainty was replaced by the CMC (Calibration and Measurement Capabilities) value because the calculated uncertainty was smaller than the CMC value.



The uncertainty stated is the expanded uncertainty at calibration obtained by multiplying the standard combined uncertainty by the coverage factor k – which can be larger than 2 according to EURAMET cg-18. The value of the measurand lies within the assigned range of values with a probability of approximately 95%.

The user is responsible for maintaining environmental conditions and the settings of the weighing instrument when it was calibrated.

Test Equipment

All weights used for metrological testing are traceable to national or international standards. The weights were calibrated and certified by an accredited calibration laboratory.

Weight Set 1: OIML E2

Weight Set No.:	WS80	Date of Issue:	23-Feb-2022
Certificate Number:	C208581631	Calibration Due Date:	14-Aug-2023

Thermo Hygrometer

Equipment No.:	IN161	Date of Issue:	14-Jun-2021
Certificate Number:	21H1220	Calibration Due Date:	01-Jun-2022

Remarks

FACT adjustment functionality activated
Value of the built-in weight adjusted
Equipment condition: Good
Next calibration according to customer's procedure
Calibration data not decide by calibration laboratory
Test weight by filter : 0.050005 g = 0.050004 g, 0.150012 g = 0.150011 g

End of Accredited Section

The information below and any attachments to this calibration certificate are not part of the accredited calibration.

Measurement Uncertainty of the Weighing Instrument in Use

Stated is the expanded uncertainty with $k=2$ in use. The formula shall be used for the estimation of the uncertainty under consideration of the errors of indication. The value R represents the net load indication in the unit of measure of the device.

Temperature coefficient for the evaluation of the measurement uncertainty in use: $1.0 \cdot 10^{-6} / K$

Temperature range on site for the evaluation of the measurement uncertainty in use: $3 K$

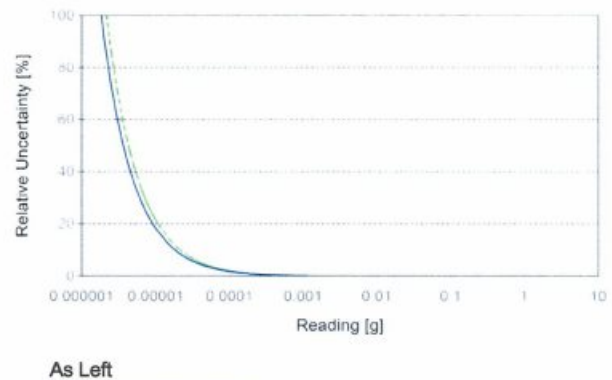
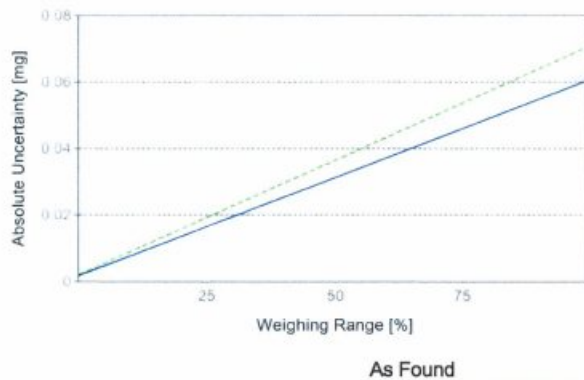
Linearization of Uncertainty Equation

Range			As Found	As Left
	d	Max		
1	0.000001 g	6.1 g	$U_1 = 0.0021 \text{ mg} + 0.0113 \text{ mg/g} \cdot R$	$U_1 = 0.0018 \text{ mg} + 0.00966 \text{ mg/g} \cdot R$

To optimize the stability of the linearization, besides of the zero load only increasing measurement points with a test load of 5% of the measurement range or larger are taken for the calculation of the linear equation.

Absolute and Relative Measurement Uncertainty in Use for Various Net Indications (Examples)


Net Indication	As Found		As Left	
0.000610 g	0.0021 mg	0.35%	0.0018 mg	0.30%
0.006100 g	0.0022 mg	0.036%	0.0019 mg	0.030%
0.061000 g	0.0028 mg	0.0046%	0.0024 mg	0.0039%
0.610000 g	0.0090 mg	0.0015%	0.0077 mg	0.0013%
6.100000 g	0.071 mg	0.0012%	0.061 mg	0.00100%



CERTIFICATE OF CALIBRATION

Certificate No. : SP23-007

Page 1 of 5

Customer : United Analyst and Engineering Consultant Co.,Ltd. (Head Office)**Address :** 3 Soi Udomsuk 41, Sukhumvit Road, Bangchak, Phrakhanong, Bangkok 10260**Location of calibration :** Laboratory 315**Equipment :** UV-Vis Spectrophotometer**Manufacturer :** Hitachi**Model :** U-1900**Serial No. :** 2021-064**ID No. :** UAE.WAS.006/2552**Received Date :** 6 January 2023**Calibration Date :** 6 January 2023**Issue Date :** 10 January 2023**Condition Instrument :** Used**Calibrated by :**
(Mr.Tanawut Rittidach)

Technical Manager

Approved by :
(Ms. Chonthicha Sangngern)

Quality Manager

The calibration result is applied only to the above calibrated item and was found accurate as shown on date and place of calibration only.

The measurement capability of the laboratory and its traceability to recognized national standards and to the unit of measurement realized at the corresponding national standards laboratory. This certificate may not be reproduced other than in full except with the prior written approval of the DQE Services Co., Ltd.

เอกสารไม่ควบคุม

REPORT OF CALIBRATION

Certificate No. : SP23-007

Page 2 of 5

Environment Condition : Ambient Temperature 25 ± 5 °CRelative humidity 55 ± 20 %RH**Calibration method :** In-house method CP-01 Based on ASTM E275-08**Certified Reference Materials :**

Material	Serial No.	Certificate No.	Due date
Absorbance Standard set	25760	95935	22 October 2023
Absorbance Standard set	25757	95929	22 October 2023
Wavelength Standard set	25806	95916	22 October 2023
Wavelength Standard set	25758	95915	22 October 2023

Traceability : This certification is traceable to the International System of Unit maintained at National -

Institute of Standards and Technology (NIST) through Starna Scientific Limited

Spectral Band Width of UUC : 4.0 nm.**Scan Speed of UUC :** 200 nm/min**Scan Interval of UUC :** 0.1 nm.**Resolution of UUC :** Photometric 0.001 Abs.

Wavelength 0.1 nm.

เอกสารไม่ควบคุม

REPORT OF CALIBRATION

Certificate No. : SP23-007

Page 3 of 5

Calibration Results : Without adjustment

Photometric Accuracy :

Wavelength (nm.)	CRMs Values (Abs)	UUC Reading (Abs)	Correction (Abs)	Uncertainty (Abs)	Coverage factor <i>k</i>
420	0.0000	0.000	0.0000	0.0028	2.00
	0.5787	0.575	0.0037	0.0031	2.00
	1.0490	1.044	0.0050	0.0029	2.00
	2.1900	2.181	0.0090	0.0080	2.00
440	0.0000	0.000	0.0000	0.0028	2.00
	0.5607	0.558	0.0027	0.0034	2.00
	1.0247	1.021	0.0037	0.0035	2.00
	2.1229	2.115	0.0079	0.0081	2.00
465	0.0000	0.000	0.0000	0.0028	2.00
	0.5236	0.520	0.0036	0.0030	2.00
	0.9634	0.961	0.0024	0.0029	2.00
	1.9763	1.968	0.0083	0.0070	2.00
546.1	0.0000	0.000	0.0000	0.0028	2.00
	0.5191	0.518	0.0011	0.0031	2.00
	1.0003	1.000	0.0003	0.0033	2.00
	1.9987	1.993	0.0057	0.0084	2.00
590	0.0000	0.000	0.0000	0.0028	2.00
	0.5523	0.552	0.0003	0.0030	2.00
	1.0809	1.082	-0.0011	0.0030	2.00
	2.0391	2.031	0.0081	0.0080	2.00
635	0.0000	0.000	0.0000	0.0028	2.00
	0.5601	0.562	-0.0019	0.0032	2.00
	1.0512	1.052	-0.0008	0.0030	2.00
	1.9294	1.923	0.0064	0.0079	2.00

เอกสารไม่ควบคุม

REPORT OF CALIBRATION

Certificate No. : SP23-007

Page 4 of 5

Photometric Accuracy :

Wavelength (nm.)	CRMs Values (Abs)	UUC Reading (Abs)	Correction (Abs)	Uncertainty (Abs)	Coverage factor <i>k</i>
235	0.0000	0.000	0.0000	0.0050	2.00
	0.7478	0.743	0.0048	0.0057	2.00
257	0.0000	0.000	0.0000	0.0050	2.00
	0.8686	0.861	0.0076	0.0059	2.00
313	0.0000	0.000	0.0000	0.0050	2.00
	0.2912	0.291	0.0002	0.0051	2.00
350	0.0000	0.000	0.0000	0.0050	2.00
	0.6448	0.639	0.0058	0.0055	2.00

เอกสารไม่ควบคุม

REPORT OF CALIBRATION

Certificate No. : SP23-007

Page 5 of 5

Wavelength Accuracy :

CRMs Values (nm.)	UUC Reading (nm.)	Correction (nm.)	Uncertainty (nm.)	Coverage factor <i>k</i>
241.54	240.8	0.74	0.18	2.00
279.40	278.5	0.90	0.18	2.00
288.70	288.0	0.70	0.18	2.00
334.22	333.5	0.72	0.18	2.00
361.26	360.5	0.76	0.18	2.00
418.48	417.8	0.68	0.21	2.00
446.70	445.9	0.80	0.18	2.00
453.20	452.5	0.70	0.18	2.00
460.06	459.5	0.56	0.18	2.00
536.90	536.0	0.90	0.18	2.00
637.94	637.1	0.84	0.18	2.00
440.74	440.0	0.74	0.18	2.00
472.22	471.5	0.72	0.18	2.00
513.70	513.0	0.70	0.18	2.00
528.72	528.0	0.72	0.18	2.00
574.60	574.0	0.60	0.18	2.00
585.48	584.6	0.88	0.20	2.00
684.63	684.0	0.63	0.18	2.00
740.27	740.0	0.27	0.20	2.00
748.28	747.5	0.78	0.18	2.00
807.16	806.5	0.66	0.18	2.00
879.70	879.0	0.70	0.18	2.00

Remark : - UUC = Unit Under Calibration

- N/A = Not Available

- The result expanded uncertainty of measurement *U* is stated as the standard uncertainty of measurement multiplied by the coverage factor *k*,

which for a normal distribution corresponds to a coverage probability of approximately 95%

- * Indicates non TISI accredited

- End of Certificate -

เอกสารไม่ควบคุม

Calibration Certificate

Certificate No.: 2302181-001-01
Client name: UNITED ANALYST AND ENGINEERING CONSULTANT CO.,LTD.
Address: 3 Soi Udomsuk 41, Sukhumvit Road,
Bangchack, Prakhnong, Bangkok 10260

Page 1 of 5

Equipment: pH Meter
Manufacturer: METTLER TOLEDO
Model: SevenEasy pH
Serial No.: 1230525212
ID No.: UAE.WAS.003/2553
Order No.: 2302181
Operation No.: 2302181-001
Date of Receipt: 14 March 2023
Date of Calibration: 24 March 2023

Calibrated by Mr.Pheraphat Tuanjit
Scientist

Approved by 
(Mr.Nuttapol Niyomchart)

Specialist, Division of Calibration Laboratory

Date of Issue: 24 March 2023

Responsible for the Technical Management Team

The uncertainties are for a confidence probability of approximately 95%.

This Certificate is issued in accordance with the conditions of accreditation granted by the Thai Laboratory Accreditation Scheme which has assessed the measurement capability of the laboratory and its traceability to recognized national standards and to the units of measurement realized at the corresponding national standards laboratory. This certificate may not be reproduced other than in full except with the prior written approval of the National Food Institute.

F-CS-009 Revision: 01 Date: 20-04-65



Calibration Report

Certificate No.: 2302181-001-01

Equipment:

pH Meter

Resolution: 0.01 pH ; 1 mV

Manufacturer: METTLER TOLEDO

Model: SevenEasy pH

Serial No.: 1230525212

Type: Bench top

ID No.: UAE.WAS.003/2553

Date of Calibration: 24 March 2023

Page 2 of 5

Location: Chemical Calibration Laboratory, National Food Institute

Environment Condition: **Ambient Temperature:** (23.4 ± 1.5) °C **Relative Humidity:** (52 ± 3) %

Condition of Equipment: Good Condition

Condition of this Results of Calibration

1. Calibration Method In house method : W-CC-002 based on direct measurement by using standard voltage calibrator and certified reference material (CRM)

2. Reference Standards / Certified Reference Material

<u>Instruments</u>	<u>Serial / ID No.</u>	<u>Manufacturer</u>	<u>Certificate No.</u>	<u>Due Date</u>
2.1 DC Voltage Calibrator	2709007	Fluke	22E1959	17 June 2023
2.2 Digital Thermometer	2709007	Fluke	CC-650557-01	30 October 2023
2.3 Thermo-Hygro Meter	NFI.BTH003/17	PONPE	TE 650555-01	21 September 2023
<u>Certified Reference Material</u>	<u>Lot. No.</u>	<u>Manufacturer</u>	<u>Ref N</u>	<u>Expire Date</u>
2.4 pH buffer 4.008 (Primary pH buffer Solution)	873608	CPAchem	PH216.L5	16 February 2025
2.5 pH buffer 6.865 (Primary pH buffer Solution)	873609	CPAchem	PH217.L5	16 February 2025
2.6 pH buffer 10.01 (Primary pH buffer Solution)	873611	CPAchem	PH220.L5	16 February 2024
2.7 pH buffer 7.00 (Standard pH buffer Solution)	873612	CPAchem	PH107.L5	16 February 2024

3. This certification is traceable to The International System of Unit (SI Unit)

3.1 Instruments No.2.1	through	NSC-TISI-TIS 17025 Laboratory Accreditation of Calibration No.0008
3.2 Instruments No.2.2	through	NSC-TISI-TIS 17025 Laboratory Accreditation of Calibration No.0061
3.3 Instruments No.2.3	through	NSC-TISI-TIS 17025 Laboratory Accreditation of Calibration No.0061
3.4 Certified Reference Material No. 2.4 to 2.6	traceable to	Primary measurement method- Harned cell using calibrated thermometer, barometer, and nanovoltmeter. The Standard Solution preparation and certified by CPAchem Ltd is accredited to ISO 17034 and ISO/IEC 17025
3.5 Certified Reference Material No.2.7	traceable to	BIM RefN HI-13 LotN 25.05.2022; BIM RefN HI-16 LotN 02.06.2022; BIM RefN HI-13 LotN 25.05.2022; BIM RefN HI-16 LotN 02.06.2022, the Standard Solution preparation and certified by CPAchem Ltd is accredited to ISO 17034 and ISO/IEC 17025

4. This certificate was certified only for the instrument we calibrated.

5. This result of calibration was found accurate as shown on date and place of calibration only.

N. Niyadach

F-CS-012 Revision: 01 Date: 20-04-65



Calibration Report

Certificate No.: 2302181-001-01

Equipment:

pH Meter

Resolution: 0.01 pH ; 1 mV

Manufacturer: METTLER TOLEDO

Model: SevenEasy pH

Serial No.: 1230525212

Type: Bench top

ID No.: UAE.WAS.003/2553

Date of Calibration: 24 March 2023

Page 3 of 5

Calibration Results:

1. Calibration of pH Meter

(Manual Temperature Compensation at 25 °C)

Nominal pH	DC Voltage Standard (mV)	Average Indicator Reading		Uncertainty (±mV)	Coverage Factor (k)
		mV	pH		
0	414.120	414	0.00	0.58	2.00
2	295.814	296	2.00	0.58	2.00
4	177.464	178	4.00	0.58	2.00
6	59.160	59	6.00	0.58	2.00
7	0.000	0	7.00	0.58	2.00
8	-59.158	-59	8.00	0.58	2.00
10	-177.460	-177	10.00	0.58	2.00
12	-295.811	-296	12.00	0.58	2.00
14	-414.117	-414	14.00	0.58	2.00

2. Calibration of pH Meter with Electrode (Manual Temperature Compensation at 25 °C)

Equipment: pH Electrode

Type: Combined Electrode

Manufacturer: METTLER TOLEDO

Model: InLab Solids

Serial No.: 1156883

ID.No. N/A

Performance of Electrode system (Three-Point Calibration at pH 4, pH 7 and pH 10)

Certified Value @25 °C (pH)	Average Indicator Reading		Relative Slope (%)	Uncertainty (± pH)	Coverage Factor (k)
	pH	mV			
4.008	4.01	187	-	0.0071	2.00
6.865	6.86	22	97.86	0.0075	2.00
10.010	10.01	-160	97.66	0.0086	2.00
6.985	6.99	14	-	0.0093	2.00

F-CS-012 Revision: 01 Date: 20-04-65

N. Nipudat

Calibration Report

Certificate No.: 2302181-001-01

Equipment: Digital Thermometer with RTD (pH Meter)

Resolution: 0.1 °C Model: SevenEasy pH

Serial No.: 1230525212 ID No.: UAE.WAS.003/2553

Manufacturer: METTLER TOLEDO

Date of Calibration: 24 March 2023

Page 4 of 5

Location: Chemical Calibration Laboratory, National Food Institute

Environment Condition: Ambient Temperature 25 °C ± 1 °C

Relative Humidity 55 % ± 5 %

Condition of this results of Calibration:

- Calibration Method : - In house method: W-TE-025 by comparison with standard thermometer.
- The Calibration is determined by comparing with a known temperature from a standard resistance thermometer.
- The temperature scale in use at this laboratory is the International Temperature scale of 1990 (ITS-90).

2. Reference Standard Instrument :

Instrument	Model	Serial No.	Certificate No.	Due Date	Through
HANDHELD THERMOMETER	1521	A85997	TE 660039-01	10-Dec-23	NATIONAL FOOD INSTITUTE
Platinum Resistance Thermometer (PRT)	385	509201			

Support Equipment : - Low Temperature Bath (ISOCAL-6), Model: Europa-6 Plus Basic, S/N: 341592/2

- This certificate is traceable to International System of Units (SI Units).
- This certificate was certified only for the instrument we calibrated.
- This result of calibration was found accurate as shown on date and place of calibration only.
- Condition of Calibrated item : Good
- Result of Calibration : ☒ Without adjustment ☐ After adjustment

N. mignobert

F-CS-012 Revision: 01 Date: 20-04-65



Calibration Report

Certificate No.: 2302181-001-01

Equipment: Digital Thermometer with RTD (pH Meter)

Resolution: 0.1 °C Model: SevenEasy pH

Serial No.: 1230525212 ID No.: UAE.WAS.003/2553

Manufacturer: METTLER TOLEDO

Date of Calibration: 24 March 2023

Page 5 of 5

Calibration point: 15.0, 25.0 and 30.0 °C

Calibration result:

- The probe was immersed in liquid bath or dry bath to a minimum depth of 120 mm.
- Description of probe, model : N/A S/N : N/A
- Dimension of probe : Diameter 3 mm., Length 120 mm.,
- Sheath material : N/A

UUC* Reading (°C)	Standard Temperature (°C)	Correction Value (°C)	Uncertainty ± (°C)
15.2	14.999	- 0.2	0.12
25.2	24.999	- 0.2	0.12
30.2	29.999	- 0.2	0.12

Note

- UUC* : Unit Under Calibration

The report uncertainty of measurement was based on standard uncertainty multiplied by coverage factor k= 2, providing a level of confidence of approximately 95 %.

----- End -----

N. Vinyuth

F-CS-012 Revision: 01 Date: 20-04-65



Calibration Certificate

Certificate No.: 2203527-001-01
Client name: UNITED ANALYST AND ENGINEERING CONSULTANT CO., LTD.
Address: 3 Soi Udomsuk 41, Sukhumvit Road,
Bangchack, Prakanong, Bangkok 10260

Page 1 of 5

Equipment: pH Meter
Manufacturer: METTLER TOLEDO
Model: Seven Compact S220
Serial No.: C113432421
ID No.: UAE.WAT.009/2564
Order No.: 2203527
Operation No.: 2203527-001
Date of Receipt: 30 June 2022
Date of Calibration: 5 July 2022

Calibrated by Mr.Worapob Sooktong
Scientist

Approved by 
(Mr.Pheraphat Tuanjit)

Manager, Division of Calibration Laboratory

Date of Issue: 5 July 2022

Responsible for the Technical Management Team

The uncertainties are for a confidence probability of approximately 95%.

This Certificate is issued in accordance with the conditions of accreditation granted by the Thai Laboratory Accreditation Scheme which has assessed the measurement capability of the laboratory and its traceability to recognized national standards and to the units of measurement realized at the corresponding national standards laboratory. This certificate may not be reproduced other than in full except with the prior written approval of the National Food Institute.

F-CS-009 Revision: 01 Date: 20-04-65



Calibration Report

Certificate No.: 2203527-001-01

Equipment: pH Meter
Resolution: 0.01 pH ; 1 mV
Manufacturer: METTLER TOLEDO
Model: Seven Compact S220
Serial No.: C113432421
Type: Bench top
ID No.: UAE.WAT.009/2564

Date of Calibration: 5 July 2022

Page 2 of 5

Location: Calibration Laboratory, National Food Institute

Environment Condition: **Ambient Temperature:** (23.5 ± 1.5) °C **Relative Humidity:** (53 ± 5) %

Condition of Equipment: Good Condition

Condition of this Results of Calibration

1. Calibration Method In house method : W-CC-002 based on direct measurement by using standard voltage calibrator and certified reference material (CRM)

2. Reference Standards / Certified Reference Material

Instruments	Serial / ID No.	Manufacturer	Certificate No.	Due Date
2.1 DC Voltage Calibrator	2709007	Fluke	22E1959	17 June 2023
2.2 Digital Thermometer	2709007	Fluke	CC-640599-01	30 October 2022
2.3 Thermo-Hygro Meter	NFI.BTH005/18	PONPE	QR22-0351	18 February 2023
Certified Reference Material	Lot. No.	Manufacturer	Ref N	Expire Date
2.4 pH buffer 4.008 (Primary pH buffer Solution)	805203	CPAchem	PH216.L5	21 April 2024
2.5 pH buffer 6.865 (Primary pH buffer Solution)	805204	CPAchem	PH217.L5	21 April 2024
2.6 pH buffer 10.01 (Primary pH buffer Solution)	805205	CPAchem	PH220.L5	21 April 2023
2.7 pH buffer 7.00 (Standard pH buffer Solution)	805206	CPAchem	PH107.L5	21 April 2023

3. This certification is traceable to The International System of Unit (SI Unit)

3.1 Instruments No.2.1	through	NSC-TISI-TIS 17025 Laboratory Accreditation of Calibration No.0075
3.2 Instruments No.2.2	through	NSC-TISI-TIS 17025 Laboratory Accreditation of Calibration No.0061
3.3 Instruments No.2.3	through	NSC-TISI-TIS 17025 Laboratory Accreditation of Calibration No.0292
3.4 Certified Reference Material No. 2.4 to 2.6	traceable to	Primary measurement method- Harned cell using calibrated thermometer, barometer, and nanovoltmeter. The Standard Solution preparation and certified by CPAchem Ltd is accredited to ISO 17034 and ISO/IEC 17025
3.5 Certified Reference Material No.2.7	traceable to	BIM RefN HI-27 LotN 04.06.2021; BIM RefN HI-28 LotN 28.05.2021; BIM RefN HI-27 LotN 04.06.2021; BIM RefN HI-28 LotN 28.05.2021, the Standard Solution preparation and certified by CPAchem Ltd is accredited to ISO 17034 and ISO/IEC 17025

4. This certificate was certified only for the instrument we calibrated.

5. This result of calibration was found accurate as shown on date and place of calibration only.



F-CS-012 Revision: 01 Date: 20-04-65

Calibration Report

Certificate No.: 2203527-001-01

Equipment: pH Meter
Resolution: 0.01 pH ; 1 mV
Manufacturer: METTLER TOLEDO
Model: Seven Compact S220
Serial No.: C113432421
Type: Bench top
ID No.: UAE.WAT.009/2564

Date of Calibration: 5 July 2022

Page 3 of 5

Calibration Results:

1. Calibration of pH Meter (Manual Temperature Compensation at 25 °C)

Nominal pH	DC Voltage Standard (mV)	Average Indicator Reading		Uncertainty (±mV)	Coverage Factor (k)
		mV	pH		
0	414.117	414	0.00	0.58	2.00
2	295.811	296	2.00	0.58	2.00
4	177.462	177	4.00	0.58	2.00
6	59.159	59	6.00	0.58	2.00
7	-0.001	0	7.00	0.58	2.00
8	-59.159	-59	8.00	0.58	2.00
10	-177.463	-177	10.00	0.58	2.00
12	-295.812	-296	12.00	0.58	2.00
14	-414.119	-414	14.00	0.58	2.00

2. Calibration of pH Meter with Electrode (Manual Temperature Compensation at 25 °C)

Equipment: pH Electrode
Type: Combined Electrode
Manufacturer: METTLER TOLEDO
Model: InLab Expert Pro-ISM
Serial No.: 2210418
ID.No. N/A
Performance of Electrode system (Three-Point Calibration at pH4, pH7 and pH10)

Certified Value @25 °C (pH)	Average Indicator Reading		Relative Slope (%)	Uncertainty (± pH)	Coverage Factor (k)
	pH	mV			
4.008	4.010	182	-	0.0071	2.00
6.865	6.850	14	100.0	0.0075	2.00
10.008	10.010	-169	97.9	0.0093	2.00
6.985	6.990	6	-	0.0087	2.00

Handwritten signature/initials

F-CS-012 Revision: 01 Date: 20-04-65



Calibration Report

Certificate No.: 2203527-001-01

Equipment: Digital Thermometer with RTD

Resolution: 0.1 °C Model: Seven Compact S220

Serial No.: C113432421 ID No.: UAE.WAT.009/2564

Manufacturer: METTLER TOLEDO

Date of Calibration: 5 July 2022

Page 4 of 5

Location: Calibration Laboratory, National Food Institute

Environment Condition: Ambient Temperature 25 °C ± 1 °C

Relative Humidity 48 % ± 3 %

Condition of this results of Calibration:

- Calibration Method : - In house method: W-TE-025 by comparison with standard thermometer.
- The Calibration is determined by comparing with a known temperature from a standard resistance thermometer.
- The temperature scale in use at this laboratory is the International Temperature scale of 1990 (ITS-90).

2. Reference Standard Instrument :

Instrument	Model	Serial No.	Certificate No.	Due Date	Through
HANDHELD THERMOMETER	1521	A85997	TE 650057-01	10-Dec-22	NATIONAL FOOD INSTITUTE
Platinum Resistance Thermometer (PRT)	385	509201			

Support Equipment : - Low Temperature Bath (ISOCAL-6), Model: Europa-6 Plus Basic, S/N: 341592/2

- This certificate is traceable to International System of Units (SI Units).
- This certificate was certified only for the instrument we calibrated.
- This result of calibration was found accurate as shown on date and place of calibration only.
- Condition of Calibrated item : Good
- Result of Calibration : ☒ Without adjustment ☐ After adjustment

ATZ

Calibration Report

Certificate No.: 2203527-001-01

Equipment: Digital Thermometer with RTD

Resolution: 0.1 °C Model: Seven Compact S220

Serial No.: C113432421 ID No.: UAE.WAT.009/2564

Manufacturer: METTLER TOLEDO

Date of Calibration: 5 July 2022

Page 5 of 5

Calibration point: 15.0, 25.0 and 35.0 °C

Calibration result:

- The probe was immersed in liquid bath or dry bath to a minimum depth of 120 mm.
- Description of probe, model : - S/N : -
- Dimension of probe : Diameter 9 mm., Length 120 mm.,
- Sheath material : Stainless Steel

UUC* Reading (°C)	Standard Temperature (°C)	Correction Value (°C)	Uncertainty ± (°C)
15.1	15.038	- 0.1	0.12
25.1	25.038	- 0.1	0.12
35.2	35.024	- 0.2	0.12

Note

- UUC* : Unit Under Calibration

The report uncertainty of measurement was based on standard uncertainty multiplied by coverage factor $k=2$, providing a level of confidence of approximately 95 %.

----- End -----



F-CS-012 Revision: 01 Date: 20-04-65

Envi Equipment Service Co., Ltd.

110/254 Moo 3, Tumbon Bang Rak Phatthana, Amphur Bang Bua Thong, Nonthaburi 11110

Tel. 098 362 9152, 089 478 7885

E-mail: sales@envi-ees.com

Certificate No. : E22-08027

Page : 1 of 6

CERTIFICATE OF CALIBRATION

Customer : United Analyst and Engineering Consultant Co., Ltd.

Address : 81 Soi Udomsuk 41, Sukhumvit Road, Bangchak, Phrakhanong, Bangkok 10260

Description of Equipment : Console meter

Manufacturer : Apex Instrument

Model Number : XC-572-V

Serial Number : 1904011

ID./Control No. : -

Environment Conditions : Temperature (25 ± 2) °C
Humidity (50 ± 15) % RH

Cal. Date : 01/08/2022

Issue Date : 01/08/2022

Calibration Method or Calibration Procedure Used

US EPA Method (United State Environmental Protection Agency)


This certificate is traceable to national standard, which realize the units of measurement according to the International System of Units (IS).

Result of Calibration

This certificate may not be reproduced other than in full except with prior Written approval of the Technical Manager, Envi Equipment Service Company Limited.

These reported uncertainties of measurement are expanded by a coverage factor of k=2, providing a 95% confidence level

Calibrated by : Mr. Sanya Sangnil

Approved by : 
(Mr. Mana Fuekhu)
Technical Manger



เอกสารไม่ควบคุม

**METHOD 5 CONSOLE CALIBRATION
USING REFERENCE WET GAS METER W-NK-2.5-B-Z No.547425
5-POINT METRIC UNIT**

Meter Console Information		Calibration Conditions				Factors/Conversions		
Console Model Number	XC-572-V	Date	Time	01/08/2022	11:00 AM	Std Temp	293	K
Console Serial Number	1904011	Calibration Reference No.		E22-08027		Std Press	760	mm Hg
DGM Model Number	SK25EX	Barometric Pressure		753.74	mm Hg	K ₁	0.386	
DGM Serial Number	00004114	Calibration Meter Gamma		0.999		Console Leak Check		PASS

Calibration Data									
Run Time	Metering Console					Calibration Meter			
	DGM Orifice	Volume	Volume	Outlet Temp	Outlet Temp	Volume	Volume	Outlet Temp	Outlet Temp
Elapsed	DH	Initial	Final	Initial	Final	Initial	Final	Initial	Final
(Q)	(P _m)	(V _{mi})	(V _{mf})	(t _{mi})	(t _{mf})	(V _{wi})	(V _{wf})	(t _{wi})	(t _{wf})
min	mm H ₂ O	m ³	m ³	°C	°C	m ³	m ³	°C	°C
12.57	13.0	977.7320	977.8720	29	29	76.19854	76.34138	28	28
12.58	13.0	977.8720	978.0120	29	29	76.34138	76.48408	27	27
8.75	26.0	978.0180	978.1580	29	29	76.49004	76.63280	27	27
8.72	26.0	978.1580	978.2980	29	29	76.63280	76.77488	27	27
14.20	40.0	978.3060	978.5860	29	29	76.78298	77.06680	26	26
14.20	40.0	978.5860	978.8660	30	30	77.06680	77.34924	26	26
10.53	70.0	978.8770	979.1570	31	31	77.36022	77.64122	26	26
10.50	70.0	979.1570	979.4370	31	31	77.64122	77.92062	26	26
9.28	90.0	979.4450	979.7250	31	31	77.92836	78.20684	26	26
9.25	90.0	979.7250	980.0050	32	32	78.20684	78.48468	25	25

Envi Equipment Service Co.,



เอกสารไม่ควบคุม

Meter Console Information	
Console Model Number	XC-572-V
Console Serial Number	1904011
DGM Model Number	SK25EX
DGM Serial Number	00004114

Calibration Conditions			
Date	Time	01/08/2022	11:00 AM
Calibration Reference No.		E22-08027	
Barometric Pressure		753.74	mm Hg
Calibration Meter Gamma		0.999	

Factors/Conversions		
Std Temp	293	K
Std Press	760	mm Hg
K ₁	0.386	
Console Leak Check		PASS

Calibration Data								
Results								
Standardized Data				Dry Gas Meter				
Dry Gas Meter		Calibration Meter		Calibration Factor		Flowrate	.0212 m ³ _{std} /min	Variation
				Value	Variation	Std & Corr		
(V _{m(std)})	(Q _{m(std)})	(V _{w(std)})	(Q _{w(std)})	(Y)	(ΔY)	(Q _{m(std)(corr)})	(ΔH _@)	(ΔH _@)
m ³	m ³ /min	m ³	m ³ /min			m ³ /min	mm H ₂ O	
0.135	0.011	0.138	0.011	1.018	0.015	0.011	47.210	0.437
0.136	0.011	0.138	0.011	1.017	0.014	0.011	47.271	0.498
0.136	0.016	0.138	0.016	1.016	0.013	0.016	45.791	-0.982
0.136	0.016	0.137	0.016	1.011	0.008	0.016	45.879	-0.894
0.273	0.019	0.276	0.019	1.009	0.006	0.019	46.913	0.139
0.273	0.019	0.274	0.019	1.004	0.001	0.019	47.372	0.599
0.274	0.026	0.273	0.026	0.996	-0.007	0.026	46.354	-0.420
0.274	0.026	0.271	0.026	0.990	-0.013	0.026	46.590	-0.183
0.275	0.030	0.270	0.029	0.985	-0.018	0.029	47.316	0.543
0.275	0.030	0.271	0.029	0.983	-0.020	0.029	47.036	0.263
				1.003	Y Average		46.773	ΔH _@ Average

Note: For Calibration Factor Y, the ratio of the reading of the calibration meter to the dry gas meter, acceptable tolerance of individual values from the average is ±0.02.

For ΔH_@, orifice pressure differential that equates to 0.75 cfm (0.0212 m³/min) at standard temperature and pressure, acceptable tolerance of individual values from the average is ±0.2 inches (5.1mm) H₂O.

Envl Equipment Service Co., Ltd.



เอกสารไม่ควบคุม

Meter Console Information	
Console Model Number	XC-572-V
Console Serial Number	1904011
DGM Model Number	SK25EX
DGM Serial Number	00004114

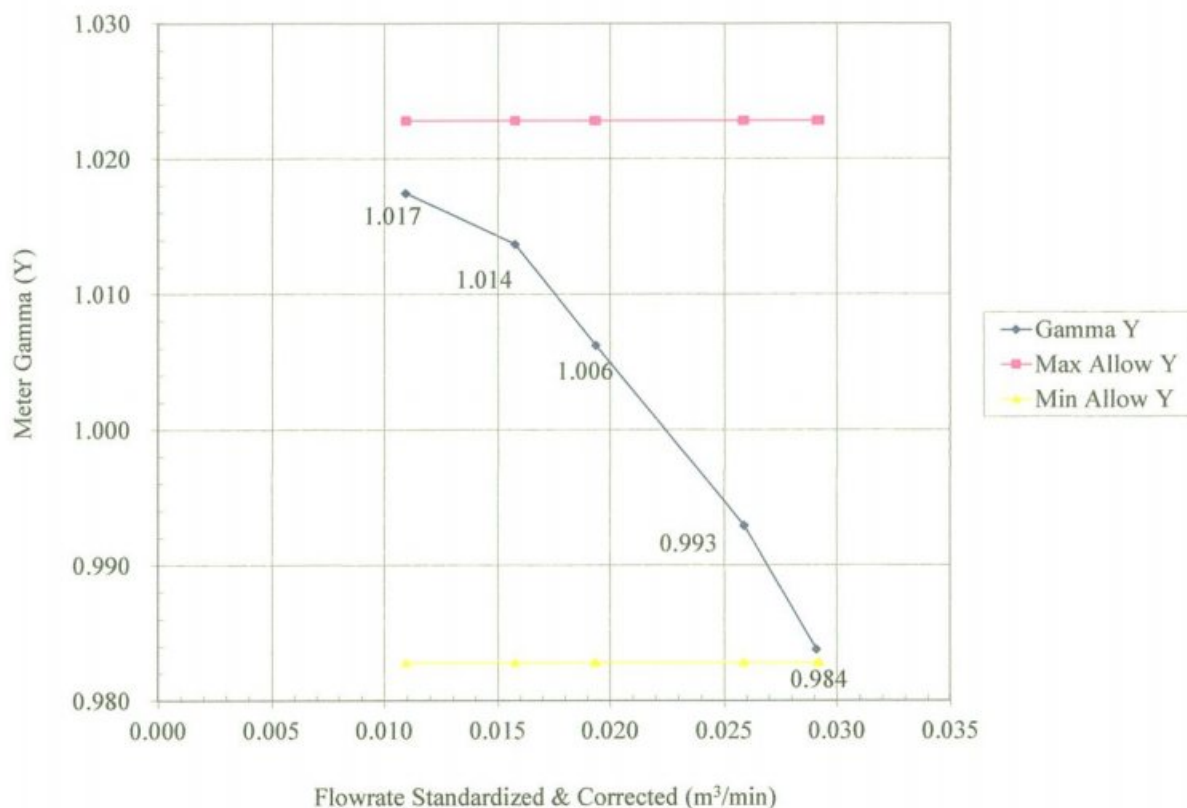
Calibration Conditions			
Date	Time	01/08/2022	11:00 AM
Calibration Reference No.	E22-08027		
Barometric Pressure	753.74	mm Hg	
Calibration Meter Gamma	0.999		

Factors/Conversions		
Std Temp	293	K
Std Press	760	mm Hg
K ₁	0.386	
Console Leak Check	PASS	

Calibration Date: 1-8-2022

Calibration Reference No: E22-08027

Meter Gamma vs Flowrate



Console Serial: 1904011

Console Model: XC-572-V



เอกสารไม่ควบคุม

Meter Console Information	
Console Model Number	XC-572-V
Console Serial Number	1904011
DGM Model Number	SK25EX
DGM Serial Number	00004114

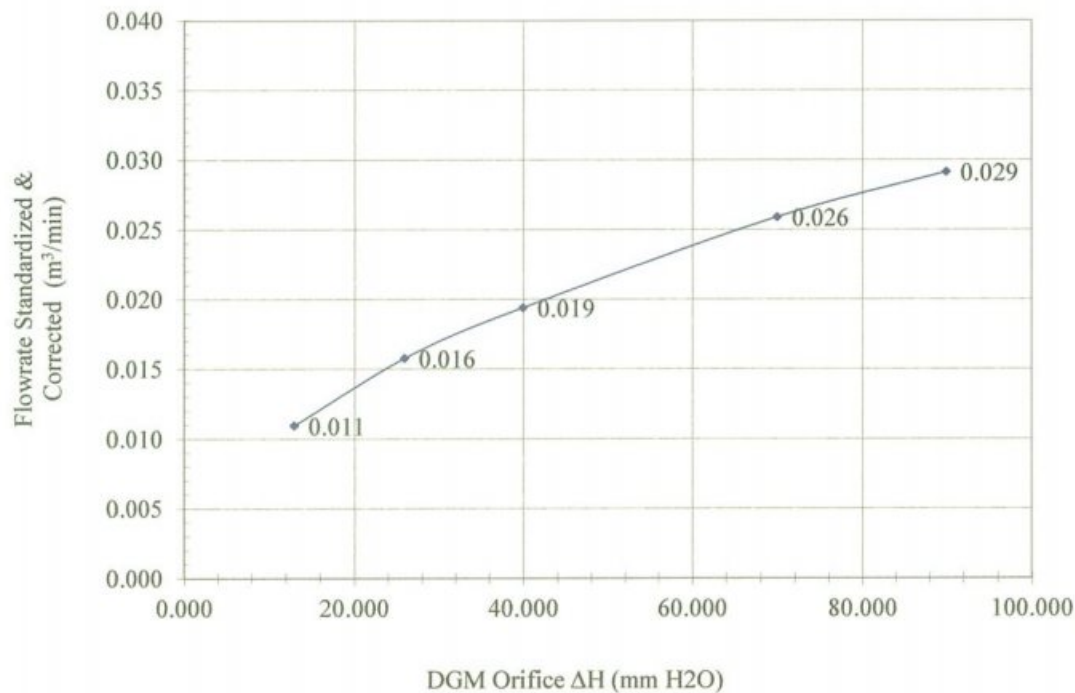
Calibration Conditions			
Date	Time	01/08/2022	11:00 AM
Calibration Reference No.	E22-08027		
Barometric Pressure	753.74	mm Hg	
Calibration Meter Gamma	0.999		

Factors/Conversions		
Std Temp	293	K
Std Press	760	mm Hg
K ₁	0.386	
Console Leak Check	PASS	

Calibration Date: 1-8-2022

Calibration Reference No: E22-08027

Meter Pressure vs Flowrate



Console Serial: 1904011

Console Model: XC-572-V

Envl Equipment Service Co.,



เอกสารไม่ควบคุม

THERMOCOUPLES SYSTEM CALIBRATION

Sampling System Equipment Information	
Console Model Number	XC-572-V
Console Serial Number	1904011
DGM Model Number	SK25EX
DGM Serial Number	00004114
Meter Box Model Number	JENCO 765 KF
Meter Box Serial Number	JC 17215

Calibration Conditions			
Date	Time	01/08/2022	01:00 PM
Calibration Reference No.	E22-08027		
Reference Thermometer	DIGICON		
Serial Number	183169105		

Results											
Console Thermocouple Simulator											
Channel and test point	Meter Box Channel Temperature Reading (°C)										
	-18.0	25.0	38.0	93.0	149.0	260.0	371.0	482.0	593.0	816.0	1038.0
Stack	-19.0	23.0	36.0	91.0	147.0	258.0	369.0	480.0	591.0	814.0	1036.0
Aux	-19.0	23.0	36.0	91.0	147.0						
Probe	-19.0	23.0	36.0	91.0	147.0						
Filter	-18.0	23.0	36.0	91.0	147.0						
Oven	-19.0	23.0	36.0	91.0	147.0						
Exit	-18.0	24.0	37.0								

Tolerance Range

Stack ± 1.50% Absolute
 Probe ± 3.0 °C
 Filter ± 3.0 °C

Meter ± 3.0 °C
 Exit ± 2.0 °C

EES

Envi Equipment Service Co., Ltd.



เอกสารไม่ควบคุม

Certificate No: G 650377

Date of issue : 14-Jun-22

Instrument description : Flue gas Analyzer
Instrument model : Testo 350New
Instrument serial no. : 60899617
ID no. or control no. : UAE.EFM. 007/2560
Manufacturer : Testo SE & Co. KGaA
Probe description : -
Probe model : -
Probe serial : -
Customer name : United Analyst and Engineering Consultant Co., Ltd.
Customer address : 81 Soi Udomsuk 41, Sukhumvit Rd., Bangchak, Phrakhanong, Bangkok 10260

Total pages of certificate : 3 Pages
Receiving no. : L-222017
Receiving date. : 08-Jun-22
Parameter of calibration : Gas Calibration(Oxygen 2.498,10.00,21.00 %vol, Carbon Monoxide 80.97,309.9,1003 ppm, Nitrogen Dioxide 10.19,80.62,202.2 ppm, Nitric Oxide 10.08,150.9,320.6 ppm, Sulphur Dioxide 50.04,100.9,601.1 ppm)
Condition of UUC. : Used
Ambient condition : All of the Measurement were carried out the stabilized laboratory
Temperature : 23 ± 5 °C
Humidity : 55 ± 15 %RH
Calibration place : 17/121 Soi Ngamwongwan 47 Yaek 48, Toongsonghong, Laksi, Bangkok 10210
Calibration procedure no. : WI-CL-28-C

The calibration certificate expanded uncertainty of measurement is stated as the standard uncertainty of measurement multiplied by coverage factor $k=2$, which for a normal distribution corresponds to a coverage probability of approximately 95%.

This certificate is applied only to item under test Environmental condition.

This Calibration Certificate may not be reproduced other than in full except with the permission of the issuing laboratory. Calibration certificates without signature and seal not valid.

This calibration certificate documents are traceability to national standards, which realize measurement according to the International System of Units (SI).

Date of calibration : 13-Jun-22

Mr. Sedtawut Nueathong

Calibration Technician

Mrs. Nongluck Wongsettee

Technical Manager

Standard References (Table 1)

Standard	Certificate No.	Vendor	Due date
Oxygen (O ₂) 2.498 % Vol	4219/21	Linde	30-Sep-25
Oxygen (O ₂) 10.00 % Vol	2453/19	Linde	18-Jul-23
Oxygen (O ₂) 21.00 % Vol	2426/19	Linde	16-Jul-23
Carbon monoxide (CO) 80.97 ppm	2842/21	Linde	24-Jun-23
Carbon monoxide (CO) 309.9 ppm	2803/21	Linde	22-Jun-23
Carbon monoxide (CO) 1003 ppm	2829/21	Linde	23-Apr-23
Nitrogen Dioxide (NO ₂) 10.19 ppm	3372/21	Linde	02-Aug-23
Nitrogen Dioxide (NO ₂) 80.62 ppm	3240/21	Linde	25-Jul-23
Nitrogen Dioxide (NO ₂) 202.2 ppm	3239/21	Linde	20-Jul-23
Nitric Oxide (NO) 10.08 ppm	3241/21	Linde	25-Jul-23
Nitric Oxide (NO) 150.9 ppm	2857/21	Linde	27-Jun-23
Nitric Oxide (NO) 320.6 ppm	2944/21	Linde	02-Jul-23
Sulphur Dioxide (SO ₂) 50.04 ppm	3205/21	Linde	25-Jul-23
Sulphur Dioxide (SO ₂) 100.9 ppm	4942/20	Linde	20-Nov-22
Sulphur Dioxide (SO ₂) 601.1 ppm	3204/21	Linde	20-Jul-23

Measured room conditions

Temperature : 25.1 °C Humidity : 51.8 %RH Pressure : 1011.5 mbar

Calibration conditions

Gas Temperature : 23 °C Flow rate : 1,300 ml/min Gas pressure : 1021.9 mbar

Calibration Results Before Adjustment (Table 2)

Parameter of Standard	Standard Values	Mean of UUC	Error	Uncertainty (±)
O ₂ (%Vol)	2.498	2.48	-0.018	0.20
O ₂ (%Vol)	10.00	9.85	-0.15	0.40
O ₂ (%Vol)	21.00	21.08	0.08	0.80
CO (ppm)	80.97	79	-1.97	2.8
CO (ppm)	309.9	302	-7.9	11
CO (ppm)	1003	973	-30	34
NO ₂ (ppm)	10.19	8.8	-1.39	1.5
NO ₂ (ppm)	80.62	77.9	-2.72	5.0
NO ₂ (ppm)	202.2	198.2	-4.0	5.0
NO (ppm)	10.08	8	-2.08	6.0
NO (ppm)	150.9	154	3.1	5.0
NO (ppm)	320.6	314	-6.6	10
SO ₂ (ppm)	50.04	38	-12.04	5.0
SO ₂ (ppm)	100.9	89	-11.9	5.0
SO ₂ (ppm)	601.1	589	-12.1	14

Calibration Results After Adjustment (Table 3)

Parameter of Standard	Standard Values	Mean of UUC	Error	Uncertainty (±)
O ₂ (%Vol)	2.498	2.48	-0.018	0.20
O ₂ (%Vol)	10.00	9.85	-0.15	0.40
O ₂ (%Vol)	21.00	21.08	0.08	0.80
CO (ppm)	80.97	82	1.03	2.8
CO (ppm)	309.9	311	1.1	11
CO (ppm)	1003	1004	1	34
NO ₂ (ppm)	10.19	8.8	-1.39	1.5
NO ₂ (ppm)	80.62	77.9	-2.72	5.0
NO ₂ (ppm)	202.2	198.2	-4.0	5.0
NO (ppm)	10.08	8	-2.08	6.0
NO (ppm)	150.9	154	3.1	5.0
NO (ppm)	320.6	314	-6.6	10
SO ₂ (ppm)	50.04	48	-2.04	5.0
SO ₂ (ppm)	100.9	98	-2.9	5.0
SO ₂ (ppm)	601.1	602	0.9	14

Remark : 1 cmol/mol = 1 %vol. , 1 μmol/mol = 1 ppm.

End of Report

Certificate of Calibration

Calibration Certification Information

Cal. Date: June 28, 2021 **Rootsmer S/N:** 438320 **Ta:** 297 °K
Operator: Jim Tisch **Pa:** 753.6 mm Hg
Calibration Model #: G25A **Calibrator S/N:** 11MX

Run	Vol. Init (m3)	Vol. Final (m3)	ΔVol. (m3)	ΔTime (min)	ΔP (mm Hg)	ΔH (in H2O)
1	1	2	1	1.3910	3.3	2.00
2	3	4	1	0.9890	6.4	4.00
3	5	6	1	0.8850	8.0	5.00
4	7	8	1	0.8430	9.0	5.50
5	9	10	1	0.6970	12.9	8.00

Data Tabulation

Vstd (m3)	Qstd (x-axis)	$\sqrt{\Delta H \left(\frac{Pa}{Pstd} \right) \left(\frac{Tstd}{Ta} \right)}$ (y-axis)	Va	Qa (x-axis)	$\sqrt{\Delta H \left(\frac{Ta}{Pa} \right)}$ (y-axis)
0.9906	0.7121	1.4106	0.9956	0.7158	0.8878
0.9865	0.9975	1.9949	0.9915	1.0025	1.2555
0.9844	1.1123	2.2304	0.9894	1.1179	1.4037
0.9831	1.1661	2.3393	0.9881	1.1721	1.4723
0.9779	1.4030	2.8213	0.9829	1.4102	1.7756
QSTD	m=	2.04215	QA	m=	1.27876
	b=	-0.04258		b=	-0.02680
	r=	1.00000		r=	1.00000

Calculations

Vstd= $\Delta Vol \left(\frac{Pa - \Delta P}{Pstd} \right) \left(\frac{Tstd}{Ta} \right)$	Va= $\Delta Vol \left(\frac{Pa - \Delta P}{Pa} \right)$
Qstd= $Vstd / \Delta Time$	Qa= $Va / \Delta Time$
For subsequent flow rate calculations:	
Qstd= $1/m \left(\left(\sqrt{\Delta H \left(\frac{Pa}{Pstd} \right) \left(\frac{Tstd}{Ta} \right)} \right) - b \right)$	Qa= $1/m \left(\left(\sqrt{\Delta H \left(\frac{Ta}{Pa} \right)} \right) - b \right)$

Standard Conditions

Tstd:	298.15 °K
Pstd:	760 mm Hg
Key	
ΔH: calibrator manometer reading (in H2O)	
ΔP: rootsmer manometer reading (mm Hg)	
Ta: actual absolute temperature (°K)	
Pa: actual barometric pressure (mm Hg)	
b: intercept	
m: slope	

RECALIBRATION

US EPA recommends annual recalibration per 1998 40 Code of Federal Regulations Part 50 to 51, Appendix B to Part 50, Reference Method for the Determination of Suspended Particulate Matter in the Atmosphere, 9.2.17, page 30



TECHNOLOGY PROMOTION ASSOCIATION (THAILAND-JAPAN)
CORPORATE SERVICES 3: EQUIPMENT CALIBRATION AND TESTING SERVICES
534/4 PATTANAKARN ROAD SOI 18, SUANLUANG, SUANLUANG, BANGKOK 10250
TEL. 0-2717-3000-24 FAX. 0-2719-9484

Certificate of Calibration

Certificate No. : 22P968
Page : 1 of 2

Equipment : U Tube Manometer

Manufacturer: Dwyer

Model : 1221-36-W/M

Serial No.: -

ID No.: UAE.EFM.179/2561

Condition As-Received: Used Item

Received Date: 03 August 2022

Calibration Date: 12 August 2022

Reference: 2208-0131WSC

Submitted by: United Analyst and Engineering Consultant Co.,Ltd.

Ambient Temperature: (23 ± 2) °C

Relative Humidity: (50 ± 15) %

Atmospheric Pressure: 1010 mbar

This certificate may not be reproduced other than in full,
except with the prior written approval of the head of
Corporate Services 3: Equipment Calibration and Testing Services.

81 Soi Udomsuk 41, Sukhumvit Road, Bangchak,
Phrakhanong, Bangkok 10260

Procedure used: The calibration was conducted by direct comparison method against Pressure Measuring Instruments Standard according to in-house calibration procedure CP-P04, using " DKD-R 6-1 ; Calibration of Pressure Gauges, Edition 03/2014 " as a guidelines.

Condition of this result of calibration

1.Reference standards instruments :

<u>Instrument</u>	<u>Model</u>	<u>Serial No.</u>	<u>Certificate No.</u>	<u>Due Date</u>
1) Pressure Calibrator	PC106P	1189	MP-0113-22	14 Jul 2023

2.This result of calibration was made on requested at the point specified by customer.

3.Scale and conversion factor is 1 kPa = 4.0146293 inH₂O

4.This instrument was used clean air as pressure media.

5.This instrument was calibrated by applied pressure to high-port (+) side and low-port (-) side open to atmospheric pressure.

6.This instrument was installed in vertical orientation and top of the pressure port was used as the reference level.

7.The certificate is valid only to the item calibrated on date and place of calibration.

8.This Certification is traceable to the International System of Unit maintained at:-

-National Institute of Metrology Thailand (NIMT)

Calibrated by : Suwit Aussarree
Issue Date : 14 August 2022

Approved Signatory : Attapol P.
[] Phalinee Prabpaipal
[] Sura Suwannasri
[x] Attapol Panurach

เอกสารไม่ควบคุม

B 0282416



Cert.No.: 22P968

Page: 2 of 2

Result of calibration:- Without adjustment

Function:- Pressure Measurement

Increasing Pressure

Range : 0 inH₂O to 36 inH₂O

Scale Interval : 0.1 inH₂O(The Fifth Estimate)

<u>Applied Pressure</u> (inH ₂ O)	<u>UUC Indication</u>		<u>ΔP</u> (inH ₂ O)	<u>Error</u> (inH ₂ O)
	<u>High-port side</u> (inH ₂ O)	<u>Low-port side</u> (inH ₂ O)		
0.00	0.00	0.00	0.00	0.00
2.00	1.00	-0.96	1.96	-0.04
4.00	2.00	-1.96	3.96	-0.04
6.00	3.00	-2.96	5.96	-0.04
8.00	4.00	-3.94	7.94	-0.06
10.00	5.00	-4.94	9.94	-0.06
12.00	6.00	-5.94	11.94	-0.06
14.00	7.02	-6.94	13.96	-0.04
16.00	8.02	-7.94	15.96	-0.04
18.00	9.04	-8.96	18.00	0.00
20.00	10.04	-9.96	20.00	0.00
22.00	11.06	-10.96	22.02	0.02
24.00	12.06	-11.96	24.02	0.02
26.00	13.08	-12.98	26.06	0.06
28.00	14.08	-13.98	28.06	0.06
30.00	15.10	-14.98	30.08	0.08
32.00	16.10	-15.98	32.08	0.08
34.00	17.08	-16.98	34.06	0.06
35.50	17.86	-18.00	35.86	0.36

The uncertainty of measurement was ± 0.11 inH₂O

* UUC = Unit Under Calibration

* ΔP = High-port side - Low-port side

The reported uncertainty of measurement was based on a standard uncertainty multiplied by a coverage factor $k = 2$, providing a level of confidence of approximately 95 %.

-o0o-

Atapol P.
เอกสารไม่ควบคุม

a 1099523



TECHNOLOGY PROMOTION ASSOCIATION (THAILAND-JAPAN)
CORPORATE SERVICES 3: EQUIPMENT CALIBRATION AND TESTING SERVICES
534/4 PATTANAKARN ROAD SOI 18, SUANLUANG, SUANLUANG, BANGKOK 10250
TEL. 0-2717-3000-24 FAX. 0-2719-9484



Certificate of Calibration

Certificate No. : 22P2722

Page : 1 of 2

Equipment : Aneroid Barometer
Manufacturer: Barigo
Model : -
Serial No.: -
ID No.: UAE.ANV.013/2547

Condition As-Received: Used Item
Received Date: 20 July 2022
Calibration Date: 22 July 2022

Reference: 2207-0584WSC

Ambient Temperature: (23 ± 2) °C

Relative Humidity: (50 ± 15) %

Atmospheric Pressure: 1010 mbar

Submitted by: United Analyst and Engineering Consultant Co.,Ltd.

81 Soi Udomsuk 41, Sukhumvit Road, Bangchak,
Phrakhanong, Bangkok 10260

Procedure used: The calibration was conducted by direct comparison method against Pressure Measuring Instruments Standard according to in-house calibration procedure CP-P10, using " DKD-R 6-1 ; Calibration of Pressure Gauges, Edition 03/2014 " as a guidelines.

Condition of this result of calibration

1.Reference standards instruments :

<u>Instrument</u>	<u>Model</u>	<u>Serial No.</u>	<u>Certificate No.</u>	<u>Due Date</u>
1) Standard Barometer	DPI142	1422505046	MP-0076-22	02 May 2023

2.This instrument was installed in vertical orientation and center of the dial was used as the reference level.

3.This result of calibration was made on requested at the point specified by customer.

4.Scale and conversion factor is 1 kPa = 7.50062 mmHg

5.This result of calibration instrument was in absolute pressure.

6.This instrument was used clean air as pressure media.

7.The certificate is valid only to the item calibrated on date and place of calibration.

8.This Certification is traceable to the International System of Unit maintained at:-

-National Institute of Metrology Thailand (NIMT)

Calibrated by : Suwit Aussarree
Issue Date : 25 July 2022

Approved Signatory :

Attapol P.
[] Phalinee Prabpaipal
[] Sura Suwannasri
[x] Attapol Panurach

เอกสารไม่ควบคุม

B 0293205



Cert.No.: 22P2722

Page: 2 of 2

Result of calibration:- Without adjustment

Range : 720 mmHg to 780 mmHg

Function:- Absolute Pressure Measurement

Scale Interval : 1 mmHg (The Fifth Estimate)

Increasing Pressure

Applied Pressure (mmHg)	718.46	729.33	739.85	750.22	760.90	772.01	785.89
UUC* Indication (mmHg)	720.0	730.0	740.0	750.0	760.0	770.0	780.0
Error (mmHg)	1.54	0.67	0.15	-0.22	-0.90	-2.01	-5.89

Decreasing Pressure

Applied Pressure (mmHg)	785.90	771.99	760.85	750.17	739.90	729.57	718.62
UUC* Indication (mmHg)	780.0	770.0	760.0	750.0	740.0	730.0	720.0
Error (mmHg)	-5.90	-1.99	-0.85	-0.17	0.10	0.43	1.38

The uncertainty of measurement was ± 0.24 mmHg

* UUC = Unit Under Calibration

The reported uncertainty of measurement was based on a standard uncertainty multiplied by a coverage factor $k = 2$, providing a level of confidence of approximately 95 %.

-o0o-

Atapol P.
เอกสารไม่ควบคุม
a 1118533



TECHNOLOGY PROMOTION ASSOCIATION (THAILAND-JAPAN)
CORPORATE SERVICES 3: EQUIPMENT CALIBRATION AND TESTING SERVICES
534/4 PATTANAKARN ROAD SOI 18, SUANLUANG, SUANLUANG, BANGKOK 10250
TEL. 0-2717-3000-24 FAX. 0-2719-9484



Certificate of Calibration

Certificate No. : 22H1587

Page : 1 of 2

Equipment : Dial Thermo-Hygrometer

Manufacturer: Barigo

Model : -

Serial No.: -

ID No.: UAE.ANV.127/2550

Condition As-Received: Used Item

Received Date: 20 July 2022

Calibration Date: 22 July 2022
to 27 July 2022

Reference: 2207-0586WSC

Ambient Temperature: (25 \pm 3) °C

Relative Humidity: (50 \pm 20) %

This certificate may not be reproduced other than in full,
except with the prior written approval of the head of
Corporate Services 3: Equipment Calibration and Testing Services.

Submitted by: United Analyst and Engineering Consultant Co.,Ltd.

81 Soi Udomsuk 41, Sukhumvit Road, Bangchak,
Phrakhanong, Bangkok 10260

Procedure used: Calibration were conducted using in-house calibration procedure CP-H02 according to comparison with standard chilled mirror sensor for humidity measurement function and comparison with standard temperature probe for temperature measurement function into humidity / temperature chamber.

Condition of this result of calibration

1.Reference standards instruments :

Instrument	Model	Serial No.	Certificate No.	Due Date
1) Standard Chilled Mirror Hygrometer Sensor	Dew Prime II	31863	19714	17 Sep 2022
2) Standard Humidity/Temperature Meter	400	10240757	TH-0125-21	13 Dec 2022


2.The certificate is valid only to the item calibrated on date and place of calibration.

3.This Certification is traceable to the International System of Unit maintained at:-

- National Institute of Standards and Technology (NIST) , The United States of America
- National Institute of Metrology Thailand (NIMT)

Calibrated by : Somchai Dumwor
Issue Date : 03 August 2022

Approved Signatory :

- 
[☒] Chakrit Waewanjua
[☐] Pornthippa Tameyakul
[☐] Viporn Tantiyawutti

เอกสารไม่ควบคุม

B 0293723



Cert. No.: 22H1587

Page.: 2 of 2

Result of Calibration:-

Before Adjustment

Function:

Humidity measurement.

<u>Reference</u> <u>Temperature</u> (°C)	<u>Standard</u> <u>Humidity</u> (%R.H.)	<u>UUC*</u> <u>Reading</u> (%R.H.)	<u>Error</u> (%R.H.)	<u>Uncertainty</u> <u>of Measurement</u> (±%R.H.)
25.0	40.1	38	-2.1	1.6
25.0	60.0	57	-3.0	1.8
25.0	80.0	74	-6.0	2.0

Result of Calibration:-

After Adjustment

Function:

Humidity measurement.

<u>Reference</u> <u>Temperature</u> (°C)	<u>Standard</u> <u>Humidity</u> (%R.H.)	<u>UUC*</u> <u>Reading</u> (%R.H.)	<u>Error</u> (%R.H.)	<u>Uncertainty</u> <u>of Measurement</u> (±%R.H.)
25.0	40.1	40	-0.1	1.6
25.0	60.0	60	0.0	1.8
25.0	80.0	77	-3.0	2.0

Result of Calibration:-

Without Adjustment

Function:

Temperature measurement.

<u>Standard</u> <u>Temperature</u> (°C)	<u>UUC*</u> <u>Reading</u> (°C)	<u>Error</u> (°C)	<u>Uncertainty</u> <u>of Measurement</u> (±°C)
20.00	20.0	0.00	0.72
25.04	25.0	-0.04	0.72
30.01	30.0	-0.01	0.72
35.04	35.0	-0.04	0.72
39.98	40.0	0.02	0.72

UUC* : Unit Under Calibration

The reported uncertainty of measurement was base on standard uncertainty multiplied by coverage factor $k = 2.00$, providing confidence level approximately 95%.

-o0o-

เอกสารไม่ควบคุม

a 1119773

MULTI-POINT GAS TEST REPORT

Test Date : June 23, 2022

Equipment : Gas Analyzer (NO₂)

Model : 42i

Manufacturer : Thermo Scientific

Serial Number : 1191503036

Standard Gas Concentration

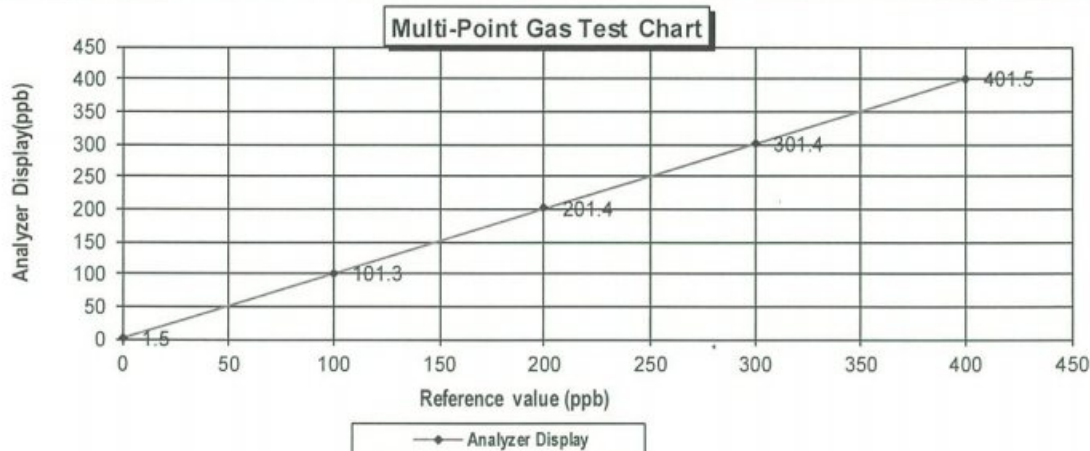
Sulphur Dioxide (SO ₂)	44.75
Nitric Oxide (NO)	45.35
Methane (CH ₄)	-
Carbon Monoxide (CO)	1007
Cylinder No. :	CC159599
Expiration Date :	Jul 30, 2022

Dilutor Detail

Manufacturer :	Thermo Scientific
Model :	146i
Serial Number :	1180540071

Multi-point gas test data

Reference Value (ppb)			Analyzer Display (ppb)	Difference Error	Percent Error	[% Error]
Level 1	Zero	0.0	1.5	1.50	1.50	1.50
Level 2	20.00%	100.0	101.3	1.30	1.28	1.28
Level 3	40.00%	200.0	201.4	1.40	0.70	0.70
Level 4	60.00%	300.0	301.4	1.40	0.46	0.46
Level 5	80.00%	400.0	401.5	1.50	0.37	0.37
Remark : Measuring Range 500.0 ppb				Average Difference (%)		0.86



Calculate by

Prasanna
23/6/22

Approve by

Prasanna
23 June, 2022

MULTI-POINT GAS TEST REPORT

Test Date : Oct 19, 2022

Equipment : Gas Analyzer (NO₂)

Model : 42i

Manufacturer : Thermo Scientific

Serial Number : 1191503038

Standard Gas Concentration

Sulphur Dioxide (SO ₂)	44.68
Nitric Oxide (NO)	45.94
Methane (CH ₄)	-
Carbon Monoxide (CO)	984.8
Cylinder No. :	EB0143262
Expiration Date :	Jun 24, 2024

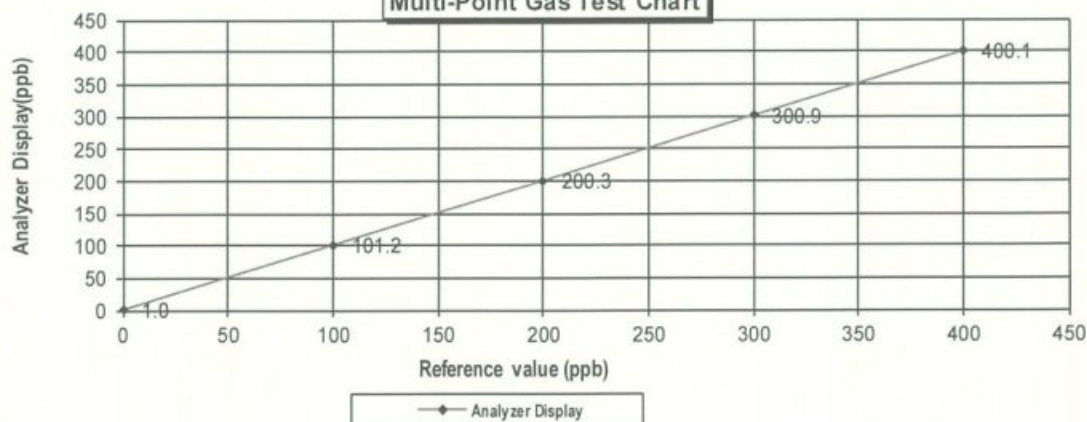
Dilutor Detail

Manufacturer :	Thermo Scientific
Model :	146i
Serial Number :	1180540071

Multi-point gas test data

Reference Value (ppb)			Analyzer Display (ppb)	Difference Error	Percent Error	[% Error]
Level 1	Zero	0.0	1.0	1.00	1.00	1.00
Level 2	20.00%	100.0	101.2	1.20	1.19	1.19
Level 3	40.00%	200.0	200.3	0.30	0.15	0.15
Level 4	60.00%	300.0	300.9	0.90	0.30	0.30
Level 5	80.00%	400.0	400.1	0.10	0.02	0.02
Remark : Measuring Range 500.0 ppb				Average Difference (%)		0.53

Multi-Point Gas Test Chart



Calculate by

Sirichan Gumgrai
19 / 10 / 65

Approve by

Patirun U
19 / Oct / 2022

CERTIFICATE OF ANALYSIS

Grade of Product: EPA Protocol

Part Number:	E04NI99E15A01D3	Reference Number:	122-402135167-1
Cylinder Number:	EB0143262	Cylinder Volume:	144.4 CF
Laboratory:	124 - Durham (SAP) - NC	Cylinder Pressure:	2015 PSIG
PGVP Number:	B22021	Valve Outlet:	660
Gas Code:	CO,NO,NOX,SO2,BALN	Certification Date:	Jun 21, 2021

Expiration Date: Jun 21, 2024

Certification performed in accordance with "EPA Traceability Protocol for Assay and Certification of Gaseous Calibration Standards (May 2012)" document EPA 600/R-12/531, using the assay procedures listed. Analytical Methodology does not require correction for analytical interference. This cylinder has a total analytical uncertainty as stated below with a confidence level of 95%. There are no significant impurities which affect the use of this calibration mixture. All concentrations are on a mole/mole basis unless otherwise noted.

Do Not Use This Cylinder below 100 psig, i.e. 0.7 megapascals.

ANALYTICAL RESULTS					
Component	Requested Concentration	Actual Concentration	Protocol Method	Total Relative Uncertainty	Assay Dates
NOX	45.00 PPM	45.96 PPM	G1	+/- 1.4% NIST Traceable	06/14/2021, 06/21/2021
NITRIC OXIDE	45.00 PPM	45.94 PPM	G1	+/- 1.4% NIST Traceable	06/14/2021, 06/21/2021
SULFUR DIOXIDE	45.00 PPM	44.68 PPM	G1	+/- 1.0% NIST Traceable	06/14/2021, 06/21/2021
CARBON MONOXIDE	1000 PPM	984.8 PPM	G1	+/- 0.7% NIST Traceable	06/14/2021
NITROGEN	Balance				

CALIBRATION STANDARDS					
Type	Lot ID	Cylinder No	Concentration	Uncertainty	Expiration Date
NTRM	20061120	CC708068	49.82 PPM NITRIC OXIDE/NITROGEN	+/- 1.0%	Feb 02, 2025
PRM	12386	D685025	9.91 PPM NITROGEN DIOXIDE/AIR	+/- 2.0%	Feb 20, 2020
GMIS	401423838102	CC505581	4,348 PPM NITROGEN DIOXIDE/NITROGEN	+/- 2.1	Feb 18, 2023
NTRM	16011043	CC473277	49.02 PPM SULFUR DIOXIDE/NITROGEN	+/- 0.8%	Jun 17, 2022
NTRM	14060119	CC434277	990.9 PPM CARBON MONOXIDE/NITROGEN	+/-0.6%	Nov 15, 2025

The SRM, PRM or RGM noted above is only in reference to the GMIS used in the assay and not part of the analysis.

ANALYTICAL EQUIPMENT		
Instrument/Make/Model	Analytical Principle	Last Multipoint Calibration
Nicolet 6700 AHR0801333 CO	FTIR	Jun 03, 2021
Nicolet 6700 AHR0801333 NO	FTIR	Jun 03, 2021
Nicolet 6700 AHR0801333 NO2	FTIR	Jun 03, 2021
Nicolet 6700 AHR0801333 SO2	FTIR	Jun 03, 2021

Triad Data Available Upon Request

NOTES: PO #5221002807

GROSS WT: 28.40kg

NET WT: 4.73kg



The analytical test results reported on this certificate relate only to the cylinder number specified above. This concludes the test report.

[Signature]

Approved for Release



CERT 3082.01

เอกสารไม่ควบคุม

MULTI-POINT GAS TEST REPORT

Test Date : Apr 8, 2022

Equipment : Gas Analyzer (SO₂)

Model : 43i

Manufacturer : Thermo Scientific

Serial Number : 1182920014

Standard Gas Concentration

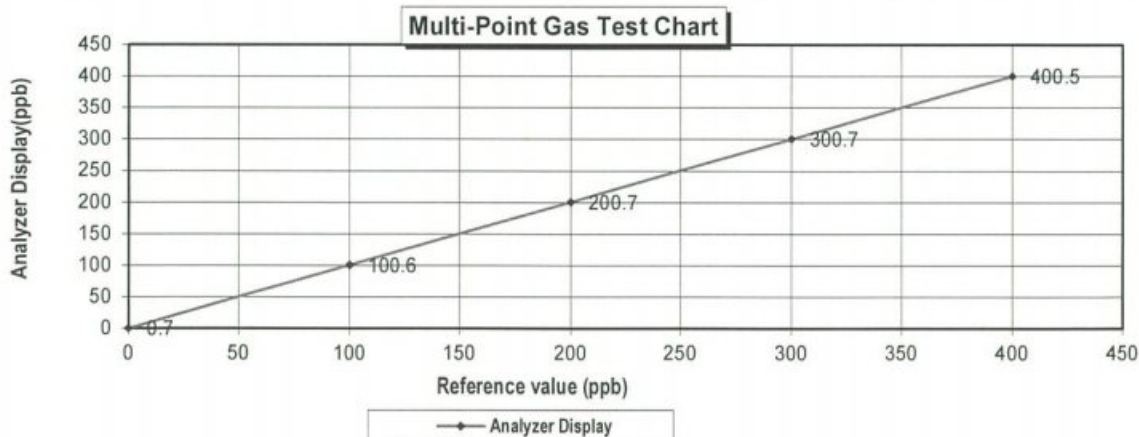
Sulphur Dioxide (SO₂) 44.75
Nitric Oxide (NO) 45.35
Methane (CH₄) -
Carbon Monoxide (CO) 1007
Cylinder No. : CC159599
Expiration Date : Jul 30, 2022

Dilutor Detail

Manufacturer : Thermo SCIENTIFIC
Model : 146i
Serial Number : 1180540071

Multi-point gas test data

Reference Value (ppb)			Analyzer Display (ppb)	Difference Error	Percent Error	[% Error]
Level 1	Zero	0.0	0.7	0.70	0.70	0.70
Level 2	20.00%	100.0	100.6	0.60	0.60	0.60
Level 3	40.00%	200.0	200.7	0.70	0.35	0.35
Level 4	60.00%	300.0	300.7	0.70	0.23	0.23
Level 5	80.00%	400.0	400.5	0.50	0.12	0.12
Remark : Measuring Range 500.0 ppb				Average Difference (%)		0.40



Calculate by

Sirichai N
8 / 4 / 65

Approve by

P. N. N
8 Apr 2022

MULTI-POINT GAS TEST REPORT

Test Date : Apr 22, 2022

Equipment : Gas Analyzer (SO₂)

Model : 43i

Manufacturer : Thermo SCIENTIFIC

Serial Number : 1182920015

Standard Gas Concentration

Sulphur Dioxide (SO ₂)	44.75
Nitric Oxide (NO)	45.35
Methane (CH ₄)	-
Carbon Monoxide (CO)	1007
Cylinder No. :	CC159599
Expiration Date :	Jul 30, 2022

Dilutor Detail

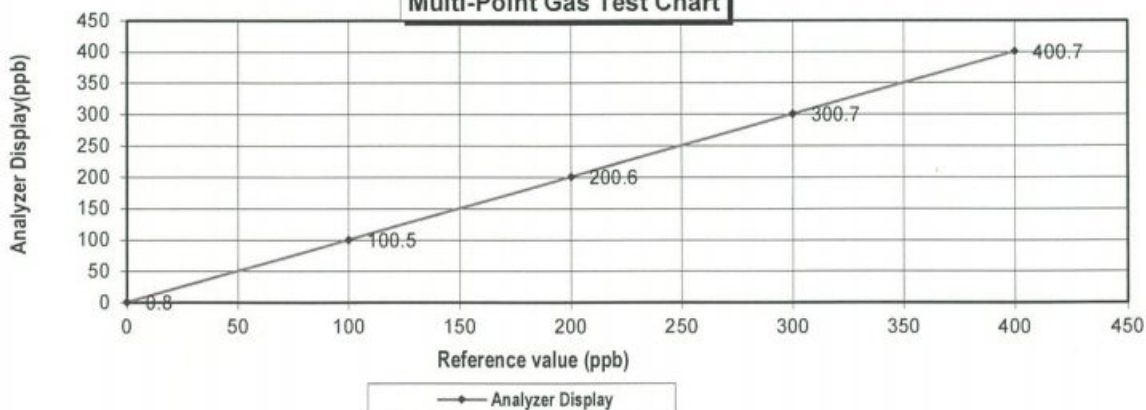
Manufacturer :	Thermo SCIENTIFIC
Model :	146i
Serial Number :	1180540071

Multi-point gas test data

	Reference Value (ppb)	Analyzer Display (ppb)	Difference Error	Percent Error	[% Error]
Level 1	Zero	0.0	0.8	0.80	0.80
Level 2	20.00%	100.0	100.5	0.50	0.50
Level 3	40.00%	200.0	200.6	0.30	0.30
Level 4	60.00%	300.0	300.7	0.23	0.23
Level 5	80.00%	400.0	400.7	0.17	0.17
Remark : Measuring Range 500.0 ppb			Average Difference (%)		0.40

:Acceptable Limit $\pm 5\%$

Multi-Point Gas Test Chart



Calculate by

Sirichai Y.
22/4/65

Approve by

Adham N.
22/ Apr 2022

CERTIFICATE OF ANALYSIS

Grade of Product: EPA Protocol

Part Number:	E04NI99E15A01D3	Reference Number:	122-402135167-1
Cylinder Number:	EB0143262	Cylinder Volume:	144.4 CF
Laboratory:	124 - Durham (SAP) - NC	Cylinder Pressure:	2015 PSIG
PGVP Number:	B22021	Valve Outlet:	660
Gas Code:	CO,NO,NOX,SO2,BALN	Certification Date:	Jun 21, 2021

Expiration Date: Jun 21, 2024

Certification performed in accordance with "EPA Traceability Protocol for Assay and Certification of Gaseous Calibration Standards (May 2012)" document EPA 600/R-12/531, using the assay procedures listed. Analytical Methodology does not require correction for analytical interference. This cylinder has a total analytical uncertainty as stated below with a confidence level of 95%. There are no significant impurities which affect the use of this calibration mixture. All concentrations are on a mole/mole basis unless otherwise noted.

Do Not Use This Cylinder below 100 psig, i.e. 0.7 megapascals.

ANALYTICAL RESULTS					
Component	Requested Concentration	Actual Concentration	Protocol Method	Total Relative Uncertainty	Assay Dates
NOX	45.00 PPM	45.96 PPM	G1	+/- 1.4% NIST Traceable	06/14/2021, 06/21/2021
NITRIC OXIDE	45.00 PPM	45.94 PPM	G1	+/- 1.4% NIST Traceable	06/14/2021, 06/21/2021
SULFUR DIOXIDE	45.00 PPM	44.68 PPM	G1	+/- 1.0% NIST Traceable	06/14/2021, 06/21/2021
CARBON MONOXIDE	1000 PPM	984.8 PPM	G1	+/- 0.7% NIST Traceable	06/14/2021
NITROGEN	Balance				

CALIBRATION STANDARDS					
Type	Lot ID	Cylinder No	Concentration	Uncertainty	Expiration Date
NTRM	20061120	CC708068	49.82 PPM NITRIC OXIDE/NITROGEN	+/- 1.0%	Feb 02, 2025
PRM	12386	D685025	9.91 PPM NITROGEN DIOXIDE/AIR	+/- 2.0%	Feb 20, 2020
GMIS	401423838102	CC505581	4,348 PPM NITROGEN DIOXIDE/NITROGEN	+/- 2.1	Feb 18, 2023
NTRM	16011043	CC473277	49.02 PPM SULFUR DIOXIDE/NITROGEN	+/- 0.8%	Jun 17, 2022
NTRM	14060119	CC434277	990.9 PPM CARBON MONOXIDE/NITROGEN	+/-0.6%	Nov 15, 2025

The SRM, PRM or RGM noted above is only in reference to the GMIS used in the assay and not part of the analysis.

ANALYTICAL EQUIPMENT		
Instrument/Make/Model	Analytical Principle	Last Multipoint Calibration
Nicolet 6700 AHR0801333 CO	FTIR	Jun 03, 2021
Nicolet 6700 AHR0801333 NO	FTIR	Jun 03, 2021
Nicolet 6700 AHR0801333 NO2	FTIR	Jun 03, 2021
Nicolet 6700 AHR0801333 SO2	FTIR	Jun 03, 2021

Triad Data Available Upon Request

NOTES: PO #5221002807

GROSS WT: 28.40kg

NET WT: 4.73kg



The analytical test results reported on this certificate relate only to the cylinder number specified above. This concludes the test report.

[Signature]

Approved for Release



CERT 3082.01

เอกสารไม่ควบคุม

Certificate of Calibration

WL-21 Wireless Anemometer

Scarlet Tech Ltd. hereby certifies that the WL-21 wireless anemometer listed below was thoroughly calibrated, tested and inspected following the standard calibration procedure (st-wl-21) and is within manufacturer's specification at the time when the calibration is done.

Client: Envir Service Co., Ltd.

Serial No.: 2205DT0106

Calibration Date: 2022/9/14

Calibration Expiry Date: 2023/9/13

The Result of Calibration

Velocity				
Measured Value(m/s)	Actual Value (m/s)	Deviation	Tolerance	Result
1.0	1.0	0.0	0.9-1.1	Pass
1.9	2.0	0.1	1.8-2.2	Pass
5.0	5.0	0.0	4.7-5.3	Pass
7.1	7.0	0.1	6.0-8.0	Pass
10.1	10.0	0.1	9.5-10.5	Pass
19.6	20.0	0.4	19.0-21.0	Pass

Wind Direction				
Measured Value	Actual Value	Deviation	Tolerance	Result
45°	45°	0	42-48	Pass
136°	135°	1	132-138	Pass
225°	225°	0	222-228	Pass
316°	315°	1	312-318	Pass
359°	0°	1	357-3	Pass

Inspection Room Temp	Actual Value	Deviation	Tolerance	Result
22.4°C	22.5°C	0.3	21.5-23.5	Pass

Atmospheric Pressure Inspection	Actual Value	Deviation	Tolerance	Result
1005	1005	0	1001-1019	Pass

Environment conditions :

Air temperature: 22 °C

Relative humidity: 55 %

Static pressure: 102.2 kPa

Performed by: 

Certified by Head of Engineering Department



This certificate may not be published or reproduced, except in full, unless obtaining permission in writing form from Scarlet Tech Ltd.
4F-3, No. 347, 2nd Sec., Heping E. Rd., Daan Dist. Taipei City 106, Taiwan

เอกสารไม่ควบคุม



SCARLET | TECH

Certificate of Calibration

WL-21 Wireless Anemometer

Scarlet Tech Ltd. hereby certifies that the WL-21 wireless anemometer listed below was thoroughly calibrated, tested and inspected following the standard calibration procedure (st-wl-21) and is within manufacturer's specification at the time when the calibration is done.

Client: Envir Service Co., Ltd.

Serial No.: 2205DT0113

Calibration Date: 2022/9/14

Calibration Expiry Date: 2023/9/13

The Result of Calibration

Velocity				
Measured Value(m/s)	Actual Value (m/s)	Deviation	Tolerance	Result
1.0	1.0	0.0	0.9-1.1	Pass
2.1	2.0	0.1	1.8-2.2	Pass
5.1	5.0	0.1	4.7-5.3	Pass
7.0	7.0	0.0	6.0-8.0	Pass
10.2	10.0	0.2	9.5-10.5	Pass
19.8	20.0	0.2	19.0-21.0	Pass

Wind Direction				
Measured Value	Actual Value	Deviation	Tolerance	Result
45°	45°	0	42-48	Pass
136°	135°	1	132-138	Pass
227°	225°	2	222-228	Pass
316°	315°	1	312-318	Pass
358°	0°	2	357-3	Pass

Inspection Room Temp	Actual Value	Deviation	Tolerance	Result
22.5°C	22.5°C	0.0	21.5-23.5	Pass

Atmospheric Pressure Inspection	Actual Value	Deviation	Tolerance	Result
1005	1005	0	1001-1019	Pass

Environment conditions :

Air temperature: 22 °C

Relative humidity: 55 %

Static pressure: 102.2 kPa

Performed by: 

Certified by Head of Engineering Department



This certificate may not be published or reproduced, except in full, unless obtaining permission in writing form from Scarlet Tech Ltd.
4F-3, No. 347, 2nd Sec., Heping E. Rd., Daan Dist. Taipei City 106, Taiwan

เอกสารไม่ควบคุม

Certificate of Calibration

Customer

Name : UNITED ANALYST AND ENGINEERING CONSULTANT
CO.,LTD.

Certificate No : 22-ACT-405

Request No : Req-2022-1080

Address : 81 Soi Udomsuk 41, Sukhumvit Road, Bangchak,
Prakanong, Bangkok 10260

Unit Under Calibration Details

Measurement item : Acoustic Calibrator Class : 1
Manufacturer : SVANTEK Range : 94 , 114 dB / 1000 Hz
Model : SV 35A Instrument Status : Used
Serial Number : 73246
ID : UAE.EFM.104/2561

Calibration Environment and Details

Temperature : (23 \pm 2 $^{\circ}$ C)
Humidity : (50 \pm 20 %RH)
Barometric Pressure : (1013 \pm 10.0 hPa)
Received Date : 15 June 2022
Calibration Date : 1 July 2022
Location of Calibration : LAB 1 Acoustic
Calibration Procedure : In-house method CP-ACT-02 based on IEC 60942:2017 Electroacoustics - Sound calibrators

Reference Standard	Model	Serial Number	Traceable	Due Calibration
Sound Calibrator	SV 35A	58079	EEI	31 May 2023
THD Multimeter	2015	1047765	NIMT	2 February 2023

Traceability : This certificate provides traceability of measurement to recognized national standard, and to the realization of the international System of Units (SI).

Note

The reported uncertainty is based on standard uncertainty multiplied by the Coverage Factor $k=2$, providing a level of confidence approximately 95 %.

Calibrated By : me
Mr. Noppadon Luangart
Service Calibration Engineer

Approved By : ชวกร
Mr. Pacit Mathavorn
Calibration Engineer Supervisor

Issue Date : 1 July 2022

Certificate No : 22-ACT-405

Request No : Req-2022-1080

Sound pressure level

Calibration Results : Without Adjustment

Calibration Range (dB)	Without Adjustment (dB)		Adjustment (dB)		Uncertainty (\pm dB)	Acceptance limit Class 1 (\pm dB)
	Measured	Error	Measured	Error		
94 dB / 1000 Hz	93.80	-0.20	-	-	0.12	0.25
114 dB / 1000 Hz	113.77	-0.23	-	-	0.11	0.25

Frequency of Sound pressure level

Calibration Range (Hz)	Without Adjustment		Adjustment		Uncertainty (\pm %)	Acceptance limit Class 1 (\pm %)
	Measured (Hz)	Error (%)	Measured (Hz)	Error (%)		
94 dB / 1000 Hz	1000.00	0.00	-	-	0.10	0.70
114 dB / 1000 Hz	1000.00	0.00	-	-	0.10	0.70

Total Harmonic Distortion plus Noise of Sound pressure level (THD+N %)

Calibration Range (Hz)	Without Adjustment	Adjustment	Uncertainty (\pm %)	Acceptance limit Class 1 (\pm %)
	Measured (%)	Measured (%)		
94 dB / 1000 Hz	0.09	-	0.40	2.5
114 dB / 1000 Hz	0.31	-	0.40	2.5

Note :

- Acceptance limit was IEC60942:2017 Class 1
- The calibration results exclude the calibrator pressure correction
- The calibration results exclude the microphone volume correction

End of Calibration

SITHIPHORN ASSOCIATES CO.,LTD. CALIBRATION LABORATORY



451-451/1 Sirinthorn Rd., Bangbumru, Bangplud Bangkok 10700 THAILAND.
Tel.0-2435-8800 Fax.0-2433-1679 e-mail:cal-center@sithiphorn.com http://www.sithiphorn.com

NSC-TISI-TIS 17025
CALIBRATION 0394

Cert. No. : ACL22081

Pages : 1 of 8

Calibration Certificate

Equipment : SOUND LEVEL METER
Manufacturer : LARSON DAVIS
Model : LxT2/ Microphone 375B02 / Preamplifier PRML x T2B
Serial No.: 0005286 / 011740 / 056087
ID No.: -

Condition As Found : GOOD

Customer : UNITED ANALYST AND ENGINEERING CONSULTANT (UAE)
81 SOI UDOMSUK 41, SUKHUMVIT ROAD,
BANGCHAK SUB-DISTRICT,
PHRAKHANONG DISTRICT, BANGKOK 10260
THAILAND.

Location : -

Ambient Temperature : (23.0 \pm 3) °C
Pressure : (101.3 \pm 3) kPa
Relative Humidity : (50.0 \pm 20) %

Received Date : 18 JANUARY 2022
Calibration Date : 26 JANUARY 2022
Date of Issue : 28 JANUARY 2022

Calibrated by :

Nathakorn Pisutpaisan

Approved by :


(Thanakul Petchurai)

This certificate is issued in accordance with the requirements of ISO/IEC 17025 standard, may not be reproduced other than in full, except with the prior written approval of the head of Calibration Laboratory.

เอกสารไม่ควบคุม

Continuation of Calibration Certificate

Cert. No. : ACL22081
Job No. : VC65AC0044
Pages : 2 of 8

Calibration Procedure : CP-AC-02

Calibration Method :

This equipment was calibrated by based on IEC-61672-3 (2013) Standard for sound level meter (SLM).

The SLM had tests to Acoustical and Electrical signal tests of frequency weighting with Anechoic chamber and Reference Standard Instruments.

For tests results of each items were made by observation of each Instruments display and also with SLM's display.

Condition of this result of calibration :

1. Reference Standard Instruments :

<u>Instrument</u>	<u>Model</u>	<u>Serial No.</u>	<u>Cert. No.</u>	<u>Due Date</u>
Waveform Generator	33210A	MY48017076	EF-0012-21	10-Feb-22
Waveform Generator	33511B	MY52302742	EF-0011-21	10-Feb-22
Digital Multimeter	33461A	MY53220104	EEL.BP. 05/0264	10-Feb-22
Digital Multimeter	33461A	MY53220076	EEL.BP. 03/0264	08-Feb-22
Digital Multimeter	34461A	MY60024273	1-15180725251-1	15-Sep-22
Programmable Attenuator	MAT-1070	62100114	1500-07774E	08-Mar-22
Condenser Microphone	4180	2977900	AA-1008-21	05-Feb-22
Measuring Amplifier	NA-42KAI	34560495	AA-3003-21	16-Feb-22

2. This result of calibration was found accurate as shown on date and place of calibration for this calibrated item only.

3. This certificate is traceable to the international system of unit maintained at :

3.1 National Institute of Metrology (Thailand).

3.2 Thailand Institute of Scientific and Technological Research (TISTR).

Continuation of Calibration Certificate

Cert. No. : ACL22081

Job No. : VC65AC0044

Pages : 3 of 8

Summary of Measurement Result :

Parameter	Pass	Fail	Uncertainty (dB)	Maximum-permitted uncertainty of measurement (dB)
1. Absolute sensitivity	✓	-	0.2	N/A
2. Self-generated noise	✓	-	0.2	N/A
3. Acoustical signal tests of frequency weightings				
125 Hz	✓	-	0.3	0.6
1000 Hz	✓	-	0.3	0.6
8000 Hz	✓	-	0.3	0.7
4. Electrical signal tests of frequency weightings				
For 10 Hz to 4 kHz	✓	-	0.3	0.6
For > 4 kHz to 10 kHz	✓	-	0.3	0.7
For > 10 kHz to 20 kHz	✓	-	0.3	1.0
5. Frequency and time weightings at 1 kHz	✓	-	0.2	0.2
6. Long - term stability	✓	-	0.1	0.1
7. Level linearity on the reference level range	✓	-	0.2	0.3
8. Level linearity including the level range control	✓	-	0.2	0.3
9. Tone burst response	✓	-	0.2	0.3
10. Peak C sound level	✓	-	0.2	0.35
11. Overload indication	✓	-	0.2	0.25
12. High level stability	✓	-	0.1	0.1

Continuation of Calibration Certificate

Cert. No. : ACL22081

Job No. : VC65AC0044

Pages : 4 of 8

Result of calibration :**1. Absolute sensitivity**

Reference Acoustic Signal (dB)	Measured Value (dB)	Deviation (dB)	Acceptance Limit (dB)
93.9 (93.96)	94.0	0.0	±0.3

2. Self-generated noise

2.1 Normal test

Measured Value (dB)
31.0

2.2 The microphone of the sound level meter was replaced by electrical signal input device.

Frequency Weighting	Measured value (dB)
A - weight	30.8
C - weight	30.6
Flat	36.8

3. Acoustical signal tests of frequency weightings

Meter free-field acoustic response at a level of 84 dB

Frequency (Hz)	Deviation from various frequency weighting response curve (dB)			
	Flat	C-weight	A-weight	Acceptance Limits
125	-0.1	0.1	0.0	± 1.5
1000	-0.2	-0.2	-0.2	± 1.0
8000	3.1	3.2	3.2	±5.0

Continuation of Calibration Certificate

Cert. No. : ACL22081

Job No. : VC65AC0044

Pages : 5 of 8

4. Electrical signal tests of frequency weightings

Weighting network response with relative to 1 kHz.

Frequency (Hz)	Deviation from various frequency weighting response curve (dB)			
	Flat	C-weight	A-weight	Acceptance Limits
63	0.0	0.0	0.0	±2.0
125	0.0	0.0	0.0	±1.5
250	0.0	0.0	0.0	±1.5
500	0.0	0.0	0.0	±1.5
1000	0.0	0.0	0.0	±1.0
2000	0.0	0.1	0.0	±2.0
4000	0.0	0.0	0.0	±3.0
8000	0.0	0.0	0.0	±5.0
16000	-0.1	0.0	0.1	±5.0-(-∞)

5. Frequency and time weightings at 1 kHz

5.1 Frequency weightings at 1 kHz

Frequency Weighting	Measured Value (dB)	Deviated Value (dB)	Acceptance Limits (dB)
A - weight	94.0	0.0	-
C - weight	94.0	0.0	± 0.2
Flat	94.0	0.0	± 0.2

5.2 Time weighting at 1 kHz

Frequency Weighting	Measured Value (dB)	Deviated Value (dB)	Acceptance Limits (dB)
Fast	94.0	0.0	-
Slow	94.0	0.0	± 0.1
Leq	94.0	0.0	± 0.1

6. Long - term stability

Frequency Weighting	SLM Display at initial (dB)	SLM Display at final (dB)	Deviated Value (dB)	Acceptance Limits (dB)
A - weight	94.0	94.0	0.0	± 0.3

Continuation of Calibration Certificate

Cert. No. : ACL22081

Job No. : VC65AC0044

Pages : 6 of 8

7. Level linearity on the reference level range

Anticipated Value (dB)	Measured Value (dB)	Deviated Value (dB)	Acceptance Limits (dB)
135.0	135.1	0.1	± 1.1
134.0	134.1	0.1	± 1.1
133.0	133.1	0.1	± 1.1
132.0	132.1	0.1	± 1.1
131.0	131.1	0.1	± 1.1
129.0	129.1	0.1	± 1.1
124.0	124.1	0.1	± 1.1
119.0	119.1	0.1	± 1.1
114.0	114.1	0.1	± 1.1
109.0	109.1	0.1	± 1.1
104.0	104.1	0.1	± 1.1
99.0	99.0	0.0	± 1.1
94.0	94.0	0.0	± 1.1
89.0	89.0	0.0	± 1.1
84.0	84.0	0.0	± 1.1
79.0	79.0	0.0	± 1.1
74.0	74.0	0.0	± 1.1
69.0	69.0	0.0	± 1.1
64.0	64.0	0.0	± 1.1
59.0	59.0	0.0	± 1.1
54.0	54.0	0.0	± 1.1
49.0	49.1	0.1	± 1.1
44.0	44.2	0.2	± 1.1
39.0	39.6	0.6	± 1.1

Continuation of Calibration Certificate

Cert. No. : ACL22081

Job No. : VC65AC0044

Pages : 7 of 8

8. Level linearity including the level range control

Range	Anticipated Value (dB)	Measured Value (dB)	Deviated Value (dB)	Acceptance Limits (dB)
140	94.0	94.0	0.0	±0.5

9. Tone burst response

Time Weighting	Tone burst duration, Tb (ms)	Cycle	Anticipated Value (dB)	Measured Value (dB)	Deviated Value (dB)	Acceptance Limits (dB)
Fast	0.25	1	108.0	107.8	-0.2	1.5 ; -5.0
	2	8	117.0	116.7	-0.3	1.0 ; -2.5
	200	800	134.0	133.9	-0.1	±1.0
Slow	2	8	108.0	107.8	-0.2	1.5 ; -5.0
	200	800	127.6	127.5	-0.1	±1.0
SEL	0.25	1	N/A	N/A	N/A	1.5 ; -5.0
	2	8	N/A	N/A	N/A	1.0 ; -2.5
	200	800	N/A	N/A	N/A	±1.0

10. Peak C sound level

Number of cycle in test signal	Anticipated Value (dB)	Measured Value, Lcpeak (dB)	Deviated Value (dB)	Acceptance Limits (dB)
Continuous	133.0	133.0	0.0	-
One	136.4	135.7	-0.7	±3.0

Number of cycle in test signal	Anticipated Value (dB)	Measured Value (dB)	Deviated Value (dB)	Acceptance Limits (dB)
Continuous	133.0	133.0	0.0	-
Positive half cycle	135.4	135.2	-0.2	±2.0
Negative half cycle	135.4	135.2	-0.2	±2.0

เอกสารไม่ควบคุม

T. Petch.

Continuation of Calibration Certificate

Cert. No. : ACL22081

Job No. : VC65AC0044

Pages : 8 of 8

11. Overload indication

Measured value (dB)		Deviated Value (dB)	Acceptance Limits (dB)
Positive one-half cycle	Negative one-half cycle		
89.2	89.4	0.2	±1.5

12. High level stability

Frequency Weighting	SLM Display at initial (dB)	SLM Display at final (dB)	Deviated Value (dB)	Acceptance Limits (dB)
A - weight	137.0	137.0	0.0	±0.3

The reported uncertainty is based on a standard uncertainty multiplied by coverage factor $k = 2$ or any value following calculation, providing a level of confidence of approximately 95 %

End of Calibration Certificate

Certificate of Calibration

Customer

Name : UNITED ANALYST AND ENGINEERING CONSULTANT CO.,LTD. Certificate No : 22-ACT-248
Address : 81 Soi Udomsuk 41, Sukhumvit Road, Bangchak, Prakanong, Bangkok Request No : Req-2022-0628
10260

Unit Under Calibration Details

Measurement item : Sound Level Meter Microphone Class : 2
Manufacturer : LARSON DAVIS Microphone Model : 375A04
Model : LxT2 Microphone S/N : 329362
Serial Number : 0005344 Preamplifier Model : PRMLxT2C
ID : UAE.EFM.041/2563 Preamplifier S/N : 071494
Resolution : 0.1 dB Intrument Status : Used

Calibration Environment and Details


Temperature : 23 °C ± 2 °C
Humidity : 50 %RH ± 20 %RH
Barometric Pressure : 1013 hPa ± 10 hPa
Received Date : 23 March 2022
Calibrated Date : 1 April 2022
Calibration Procedure : In-house method CP-SLM-01 based on IEC 61672-3 : 2013 Electroacoustics - Sound level meters - Part 3: Periodic tests
Location of Calibration : Lab Acoustic


Reference Standard

Instrument	Brand	Model	SN.	Due calibration	Traceability
Standard Microphone	GRAS	40AN	188273	15 September 2022	GRAS
Multifrequency Calibrator	Quest	Quest-cal	EFA000234	14 June 2022	TSI
Audio Generator	Svantek	Svan401	131	18 October 2022	WK Electric

Note

The reported uncertainty is based on standard uncertainty multiplied by the Coverage Factor $k = 2$, providing a level of confidence approximately 95 %.

Calibrated By : 
Mr. Noppadon Luangart
Calibration Officer

Approved By : 
Mr. Pacit Mathavorn
Calibration Engineer Supervisor
Issue Date : 1 April 2022

Certificate No : 22-ACT-248

Request No : Req-2022-0628

1. Indication at the calibration check frequency

UUC Setting	Nominal Level (dB)	Before Adjust		Adjust		UNCERTAINTY (± dB)	Acceptance Limit (± dB)
FAST / A / 37-139		UUC (dB)	ERR (dB)	UUC (dB)	ERR (dB)		
Calibrator Setting							
1000 Hz 114.00 dB	113.85	113.7	-0.15	113.9	0.05	0.20	0.3

Note : Absolute sensitivity was established by the use of Sound Calibrator Brand SVANTEK, Model SV 35A, SN.58079

2. Self-generated noise, Microphone installed

UUC Setting	Measured (dB)	UNCERTAINTY (± dB)
FAST / 37-139		
UUC Weighting		
A	29.1	0.10

3. Self-generated noise, Microphone replaced by the electrical input signal device

UUC Setting	Measured (dB)	UNCERTAINTY (± dB)
FAST / 37-139		
UUC Weighting		
A	28.8	0.10
C	28.4	0.10
Z	32.6	0.10

4. Acoustic signal test of frequency weightings (Without Windscreen)

UUC Setting	Deviation from various Frequency Weighting Response curve			UNCERTAINTY (± dB)	Acceptance Limit (± dB)
FAST / 37-139	A	C	Z		
STD Setting	(dB)	(dB)	(dB)		
125 Hz	0.0	0.1	0.1	0.50	2.0
1000 Hz	0.0	0.0	0.0	0.60	1.0
4000 Hz	0.2	0.2	0.2	0.60	3.0
8000 Hz	0.0	0.0	0.1	0.70	5.0

Certificate No : 22-ACT-248

Request No : Req-2022-0628

5. Electrical signal test of frequency weightings, Weighting network response with relative to 1 kHz

UUC Setting	Deviation from various Frequency			UNCERTAINTY	Acceptance Limit
FAST / 37-139	Weighting Response curve				
STD Setting	A (dB)	C (dB)	Z (dB)	(± dB)	(± dB)
63 Hz	-0.2	-0.1	-0.1	0.2	2.0
125 Hz	-0.1	0.0	0.0		1.5
250 Hz	-0.1	0.0	0.0		1.5
500 Hz	-0.1	0.0	0.0		1.5
1000 Hz	0.0	0.0	0.0		1.0
2000 Hz	0.0	0.0	0.0		2.0
4000 Hz	0.0	0.0	0.0		3.0
8000 Hz	-0.1	-0.1	0.0		5.0
16000 Hz	-0.1	-0.1	-0.1		+5, -INF.

6. Frequency and time weightings at 1kHz

UUC Setting	STD	Measured		UNCERTAINTY	Acceptance Limit
FAST / 37-139	REF	UUC	ERR		
UUC Weighting	(dB)	(dB)	(dB)	(± dB)	(± dB)
A	114.00	114.0	0.0	0.2	0.2
C	114.00	114.0	0.0		0.2
Z	114.00	114.0	0.0		0.2

UUC Setting	STD	Measured		UNCERTAINTY	Acceptance Limit
37-139 / A	REF	UUC	ERR		
UUC Time Response	(dB)	(dB)	(dB)	(± dB)	(± dB)
Fast	114.00	114.0	0.0	0.2	0.1
Slow	114.00	114.0	0.0		0.1
Leq	114.00	114.0	0.0		0.1

Certificate No : 22-ACT-248

Request No : Req-2022-0628

7. Long Term Stability

UUC Setting	Measured	UNCERTAINTY (± dB)	Acceptance Limit (± dB)
FAST / A / 37-139	UUC		
STD Setting	(dB)		
Initial	114.0		
Final	114.0		
Deviated	0.0	0.1	0.3

8. Level linearity on the reference level range

UUC Setting	Anticipated	Deviation		UNCERTAINTY (± dB)	Acceptance Limit (± dB)
FAST / A / 37-139	REF	UUC	ERR		
STD dB	(dB)	(dB)	(dB)		
139.00	139	139.0	0.0	0.3	1.1
134.00	134	134.0	0.0		1.1
129.00	129	129.0	0.0		1.1
124.00	124	124.0	0.0		1.1
119.00	119	119.0	0.0		1.1
114.00	114	114.0	0.0		1.1
109.00	109	109.0	0.0		1.1
104.00	104	104.0	0.0		1.1
99.00	99	98.9	-0.1		1.1
94.00	94	94.0	0.0		1.1
89.00	89	89.0	0.0		1.1
84.00	84	84.0	0.0		1.1
79.00	79	79.0	0.0		1.1
74.00	74	74.0	0.0		1.1
69.00	69	69.0	0.0		1.1
64.00	64	64.0	0.0		1.1
59.00	59	59.0	0.0		1.1
54.00	54	54.0	0.0		1.1
49.00	49	49.0	0.0		1.1
44.00	44	44.1	0.1		1.1
39.00	39	39.4	0.4		1.1
38.00	38	38.5	0.5		1.1

Certificate No : 22-ACT-248

Request No : Req-2022-0628

9. Level linearity including the level range control

UUC Setting	STD	Measured		UNCERTAINTY	Acceptance
FAST / A	REF	UUC	ERR		Limit
UUC Range	(dB)	(dB)	(dB)	(± dB)	(± dB)
37-139	44.2	44.4	0.2	0.3	1.1
	114	114.0	0.0		1.1

10. Tone burst response

UUC Setting	STD	Anticipated	Measured		UNCERTAINTY	Acceptance
A / 37-139	Toneburst	Ref	UUC	ERR		Limit
UUC Time Response	(ms)	(dB)	(dB)	(dB)	(± dB)	(± dB)
Fast	200	135.0	135.0	0.0	0.3	1.0
	2	118.0	117.7	-0.3		+1.0, -2.5
	0.25	109.0	108.8	-0.2		+1.5, -5.0
Slow	200	128.6	128.5	-0.1		1.0
	2	109.0	108.9	-0.1		+1.0, -5.0
SEL	200	129.0	129.1	+0.1		1.0
	2	109.0	109.1	+0.1		+1.0, -2.5
	0.25	100.0	100.0	0.0		+1.5, -5.0

11. Peak C Sound level

UUC Setting	Anticipated	Measured		UNCERTAINTY	Acceptance
FAST / C / 95-142	REF	UUC	ERR		Limit
STD Setting	(dB)	(dB)	(dB)	(± dB)	(± dB)
Complete cycle	137.4	136.7	-0.70	0.2	3.0
Positive half cycle	136.4	136.1	-0.30		2.0
Negative half cycle	136.4	136.2	-0.20		2.0

Certificate No : 22-ACT-248

Request No : Req-2022-0628

12. Overload indication

UUC Setting	Measured	UNCERTAINTY	Acceptance
FAST / A / 37-139	UUC		Limit
STD Setting	(dB)	(± dB)	(± dB)
Positive one-half cycle	143.2		
Negative one-half cycle	143.1		
Deviated	0.1	0.2	1.5

13. High Level Stability

UUC Setting	Measured	UNCERTAINTY	Acceptance
FAST / A / 37-139	UUC		Limit
STD Setting	(dB)	(± dB)	(± dB)
Initial	138.0		
Final	138.0		
Deviated	0.0	0.1	0.3

End of Certificate

SITHIPORN ASSOCIATES CO.,LTD. CALIBRATION LABORATORY



451-451/1 Sirinthorn Rd., Bangbunru, Bangplud Bangkok 10700 THAILAND.
Tel.0-2435-8800 Fax.0-2433-1679 e-mail:cal-center@sithiphorn.com http://www.sithiphorn.com

NSC-TISI-TIS 17025
CALIBRATION 0394

Cert. No. : ACL22090

Pages : 1 of 8

Calibration Certificate

Equipment : SOUND LEVEL METER
Manufacturer : RION
Model : NL-42/ Microphone UC-52 / Preamplifier NH-24
Serial No.: 01010784 / 194539 / 14662
ID No.: -

Condition As Found : GOOD

Customer : UNITED ANALYST AND ENGINEERING CONSULTANT (UAE)
81 SOI UDOMSUK 41, SUKHUMVIT ROAD,
BANGCHAK SUB-DISTRICT,
PHRAKHANONG DISTRICT, BANGKOK 10260
THAILAND.

Location : -

Ambient Temperature : (23.0 \pm 3) °C
Pressure : (101.3 \pm 3) kPa
Relative Humidity : (50.0 \pm 20) %

Received Date : 11 APRIL 2022
Calibration Date : 18-22 APRIL 2022
Date of Issue : 25 APRIL 2022

Calibrated by :

Nathakorn Pisutpaisan

Approved by :


(Thanakul Petchurai)

This certificate is issued in accordance with the requirements of ISO/IEC 17025 standard, may not be reproduced other than in full, except with the prior written approval of the head of Calibration Laboratory.

เอกสารไม่ควบคุม

Continuation of Calibration Certificate

Cert. No. : ACL22090

Job No. : VC65AC0045

Pages : 2 of 8

Calibration Procedure : CP-AC-01

Calibration Method :

This equipment was calibrated by based on IEC-61672-3 (2013) Standard for sound level meter (SLM).

The SLM had tests to Acoustical and Electrical signal tests of frequency weighting with Anechoic chamber and Reference Standard Instruments.

For tests results of each items were made by observation of each Instruments display and also with SLM's display.

Condition of this result of calibration :

1. Reference Standard Instruments :

<u>Instrument</u>	<u>Model</u>	<u>Serial No.</u>	<u>Cert. No.</u>	<u>Due Date</u>
Waveform Generator	33210A	MY48017076	EF-0007-22	04-Feb-23
Waveform Generator	33511B	MY52302742	EF-0008-22	04-Feb-23
Digital Multimeter	33461A	MY53220104	EEL.BP. 04/0265	09-Feb-23
Digital Multimeter	33461A	MY53220076	EEL.BP. 03/0265	09-Feb-23
Digital Multimeter	34461A	MY60024273	EEL.BP. 05/0265	09-Feb-23
Programmable Attenuator	MAT-1070	62100114	EF-0009-22	07-Feb-23
Condenser Microphone	4180	2977900	AA-1013-22	24-Feb-23
Measuring Amplifier	NA-42KAI	34560495	AA-3005-22	22-Feb-23

2. This result of calibration was found accurate as shown on date and place of calibration for this calibrated item only.

3. This certificate is traceable to the international system of unit maintained at :

3.1 National Institute of Metrology (Thailand).

3.2 Thailand Institute of Scientific and Technological Research (TISTR).

Continuation of Calibration Certificate

Cert. No. : ACL22090

Job No. : VC65AC0045

Pages : 3 of 8

Summary of Measurement Result :

Parameter	Pass	Fail	Uncertainty (dB)	Maximum-permitted uncertainty of measurement (dB)
1. Absolute sensitivity	✓	-	0.2	N/A
2. Self-generated noise	✓	-	0.2	N/A
3. Acoustical signal tests of frequency weightings				
125 Hz	✓	-	0.3	0.6
1000 Hz	✓	-	0.3	0.6
8000 Hz	✓	-	0.3	0.7
4. Electrical signal tests of frequency weightings				
For 10 Hz to 4 kHz	✓	-	0.3	0.6
For > 4 kHz to 10 kHz	✓	-	0.3	0.7
For > 10 kHz to 20 kHz	-	-	-	1.0
5. Frequency and time weightings at 1 kHz	✓	-	0.2	0.2
6. Long - term stability	✓	-	0.1	0.1
7. Level linearity on the reference level range	✓	-	0.2	0.3
8. Level linearity including the level range control	✓	-	0.2	0.3
9. Tone burst response	✓	-	0.2	0.3
10. Peak C sound level	✓	-	0.2	0.35
11. Overload indication	✓	-	0.2	0.25
12. High level stability	✓	-	0.1	0.1

Continuation of Calibration Certificate

Cert. No. : ACL22090

Job No. : VC65AC0045

Pages : 4 of 8

Result of calibration :**1. Absolute sensitivity**

Reference Acoustic Signal (dB)	Measured Value (dB)	Deviation (dB)	Acceptance Limit (dB)
93.9 (93.95)	93.9	0.0	±0.3

2. Self-generated noise

2.1 Normal test

Measured Value (dB)
14.2

2.2 The microphone of the sound level meter was replaced by electrical signal input device.

Frequency Weighting	Measured value (dB)
A - weight	12.0
C - weight	18.5
Flat	24.0

3. Acoustical signal tests of frequency weightings

Meter free-field acoustic response at a level of 84 dB

Frequency (Hz)	Deviation from various frequency weighting response curve (dB)			Acceptance Limits
	Flat	C-weight	A-weight	
125	0.2	0.2	0.2	± 1.5
1000	-0.1	-0.1	-0.1	± 1.0
8000	-0.9	-0.9	-0.8	±5.0

Continuation of Calibration Certificate

Cert. No. : ACL22090

Job No. : VC65AC0045

Pages : 5 of 8

4. Electrical signal tests of frequency weightings

Weighting network response with relative to 1 kHz.

Frequency (Hz)	Deviation from various frequency weighting response curve (dB)			
	Flat	C-weight	A-weight	Acceptance Limits
63	-0.1	-0.1	0.0	±2.0
125	0.0	0.0	0.0	±1.5
250	0.0	0.0	0.0	±1.5
500	0.0	0.0	0.0	±1.5
1000	0.0	0.0	0.0	±1.0
2000	0.0	0.1	0.0	±2.0
4000	0.0	0.0	0.0	±3.0
8000	0.0	0.1	0.1	±5.0

5. Frequency and time weightings at 1 kHz

5.1 Frequency weightings at 1 kHz

Frequency Weighting	Measured Value (dB)	Deviated Value (dB)	Acceptance Limits (dB)
A - weight	94.0	0.0	-
C - weight	94.0	0.0	± 0.2
Flat	94.0	0.0	± 0.2

5.2 Time weighting at 1 kHz

Frequency Weighting	Measured Value (dB)	Deviated Value (dB)	Acceptance Limits (dB)
Fast	94.0	0.0	-
Slow	94.0	0.0	± 0.1
Leq	94.0	0.0	± 0.1

6. Long - term stability

Frequency Weighting	SLM Display at initial (dB)	SLM Display at final (dB)	Deviated Value (dB)	Acceptance Limits (dB)
A - weight	94.0	94.0	0.0	± 0.3

Continuation of Calibration Certificate

Cert. No. : ACL22090

Job No. : VC65AC0045

Pages : 6 of 8

7. Level linearity on the reference level range

Anticipated Value (dB)	Measured Value (dB)	Deviated Value (dB)	Acceptance Limits (dB)
137.0	137.0	0.0	± 1.1
136.0	136.0	0.0	± 1.1
135.0	135.0	0.0	± 1.1
134.0	134.0	0.0	± 1.1
133.0	133.0	0.0	± 1.1
132.0	132.0	0.0	± 1.1
131.0	131.0	0.0	± 1.1
129.0	129.0	0.0	± 1.1
124.0	124.0	0.0	± 1.1
119.0	119.0	0.0	± 1.1
114.0	114.0	0.0	± 1.1
109.0	109.0	0.0	± 1.1
104.0	104.0	0.0	± 1.1
99.0	99.0	0.0	± 1.1
94.0	94.0	0.0	± 1.1
89.0	89.0	0.0	± 1.1
84.0	84.0	0.0	± 1.1
79.0	79.0	0.0	± 1.1
74.0	74.0	0.0	± 1.1
69.0	69.0	0.0	± 1.1
64.0	64.0	0.0	± 1.1
59.0	59.0	0.0	± 1.1
54.0	54.0	0.0	± 1.1
49.0	49.0	0.0	± 1.1
44.0	44.0	0.0	± 1.1
39.0	39.0	0.0	± 1.1
34.0	33.9	-0.1	± 1.1
30.0	29.9	-0.1	± 1.1
29.0	28.9	-0.1	± 1.1
28.0	27.9	-0.1	± 1.1
27.0	26.9	-0.1	± 1.1
26.0	25.9	-0.1	± 1.1
25.0	24.9	-0.1	± 1.1

เอกสารไม่ควบคุม

T. R. R.

Continuation of Calibration Certificate

Cert. No. : ACL22090

Job No. : VC65AC0045

Pages : 7 of 8

8. Level linearity including the level range control

Range	Anticipated Value (dB)	Measured Value (dB)	Deviated Value (dB)	Acceptance Limits (dB)
Auto	94.0	94.0	0.0	±1.1

9. Tone burst response

Time Weighting	Tone burst duration, Tb (ms)	Cycle	Anticipated Value (dB)	Measured Value (dB)	Deviated Value (dB)	Acceptance Limits (dB)
Fast	0.25	1	108.0	107.9	-0.1	1.5 ; -5.0
	2	8	117.0	117.0	0.0	1.0 ; -2.5
	200	800	134.0	134.1	0.1	±1.0
Slow	2	8	108.0	108.0	0.0	1.5 ; -5.0
	200	800	127.6	127.6	0.0	±1.0
SEL	0.25	1	99.0	98.9	-0.1	1.5 ; -5.0
	2	8	108.0	108.0	0.0	1.0 ; -2.5
	200	800	128.0	128.1	0.1	±1.0

10. Peak C sound level

Number of cycle in test signal	Anticipated Value (dB)	Measured Value, Lcpeak (dB)	Deviated Value (dB)	Acceptance Limits (dB)
Continuous	133.0	133.0	0.0	-
One	136.4	135.3	-1.1	±3.0

Number of cycle in test signal	Anticipated Value (dB)	Measured Value (dB)	Deviated Value (dB)	Acceptance Limits (dB)
Continuous	133.0	133.0	0.0	-
Positive half cycle	135.4	135.2	-0.2	±2.0
Negative half cycle	135.4	135.2	-0.2	±2.0

เอกสารไม่ควบคุม

T. Kt.

Continuation of Calibration Certificate

Cert. No. : ACL22090

Job No. : VC65AC0045

Pages : 8 of 8

11. Overload indication

Measured value (dB)		Deviated Value (dB)	Acceptance Limits (dB)
Positive one-half cycle	Negative one-half cycle		
89.7	89.5	-0.2	±1.5

12. High level stability

Frequency Weighting	SLM Display at initial (dB)	SLM Display at final (dB)	Deviated Value (dB)	Acceptance Limits (dB)
A - weight	137.0	137.0	0.0	±0.3

The reported uncertainty is based on a standard uncertainty multiplied by coverage factor $k = 2$
or any value following calculation, providing a level of confidence of approximately 95 %

End of Calibration Certificate

Certificate of Calibration

Customer

Name : UNITED ANALYST AND ENGINEERING CONSULTANT CO., LTD.
Address : 81 Soi Udomsuk 41, Sukhumvit Road, Bangchak, Prakanong, Bangkok 10260

Certificate No : 22-AFM-041 Rev.1

Request No : Req-2022-0397

Unit Under Calibration Details

Measurement Item : Primary Flow Calibrator Sensor Model : -
Manufacturer : TSI Sensor Serial Number : -
Model : 4146
Serial Number : 41461214007
ID : UAE.EMA2.093/2555
Location of Calibration : LAB 4 AIR VELOCITY METER

Calibration Environment and Details

Temperature : 23 °C ± 3 °C
Humidity : 55 %RH ± 20 %RH
Barometric Pressure : 1013 hPa ± 10 hPa
Received Date : 14 February 2022
Calibration Date : 22 March 2022
Calibration Procedure : In-house method CP-AFM-01 by Comparison technique with Standard Primary Flow Calibrator

Reference Standard	Model	Serial Number	Traceable	Due Calibration
Air Flow Meter	Gilibrator 3 Standard flow	19031011003	Sensidyne	20 May 2022
Air Flow Meter	Gilibrator 3 High flow	18501012012	Sensidyne	21 May 2022


Traceability :


This certificate provides traceability of measurement to recognized national standard, and to the realization of the international System of Units (SI)

Note :

The reported uncertainty is based on standard uncertainty multiplied by the Coverage Factor k=2, providing a level of confidence approximately 95 %.

This Certificate was issued to replace to Calibration Certificate No. 22-AFM-041

Calibration By : 
Mr. Noppadon Luangart
Service Calibration Engineer

Approved By : 
Mr. Pacit Mathavorn
Calibration Engineer Supervisor
Issue Date : 11 November 2022

Certificate No : 22-AFM-041 Rev.1

Request No : Req-2022-0397

Result of Calibration :

Flow Setting	STD Flow Reading	UUC Flow Reading	Correction Flow	Uncertainty
(L/min)	(L/min)	(L/min)	(L/min)	(L/min)
0.02	0.01985	0.017	0.00285	0.00066
0.05	0.0499	0.047	0.0029	0.0011
0.1	0.0999	0.100	-0.0001	0.0018
0.2	0.2002	0.198	0.0022	0.0036
0.5	0.4975	0.473	0.0245	0.0074
1.0	1.007	0.952	0.055	0.014
1.7	1.71	1.640	0.07	0.02
2.0	1.99	1.891	0.10	0.03

Note

STD : Standard

UUC : Unit Under Calibration

End of Certificate

The results related only to the item calibrated. The certificate shall not be reproduced except in full, without written approval of the Innovative Instrument Co., Ltd.

FM-708-AFM-01 Rev.00 Issue date 01/07/19

เอกสารไม่ควบคุม



TECHNOLOGY PROMOTION ASSOCIATION (THAILAND-JAPAN)
CORPORATE SERVICES 3: EQUIPMENT CALIBRATION AND TESTING SERVICES
534/4 PATTANAKARN ROAD SOI 18, SUANLUANG, SUANLUANG, BANGKOK 10250
TEL. 0-2717-3000-24 FAX. 0-2719-9484



Certificate of Calibration

Certificate No. : 22P2723

Page : 1 of 2

Equipment : Aneroid Barometer

Manufacturer: Barigo

Model : 111MS

Serial No.: -

ID No.: UAE.EMA2.066/2552

Condition As-Received: Used Item

Received Date: 20 July 2022

Calibration Date: 22 July 2022

Reference: 2207-0584WSC

Submitted by: United Analyst and Engineering Consultant Co.,Ltd.

Ambient Temperature: (23 ± 2) °C

Relative Humidity: (50 ± 15) %

Atmospheric Pressure: 1010 mbar

This certificate may not be reproduced other than in full,
except with the prior written approval of the head of
Corporate Services 3: Equipment Calibration and Testing Services.

81 Soi Udomsuk 41, Sukhumvit Road, Bangchak,
Phrakhanong, Bangkok 10260

Procedure used: The calibration was conducted by direct comparison method against Pressure Measuring Instruments Standard according to in-house calibration procedure CP-P10, using " DKD-R 6-1 ; Calibration of Pressure Gauges, Edition 03/2014 " as a guidelines.

Condition of this result of calibration

1.Reference standards instruments :

<u>Instrument</u>	<u>Model</u>	<u>Serial No.</u>	<u>Certificate No.</u>	<u>Due Date</u>
1) Standard Barometer	DPI142	1422505046	MP-0076-22	02 May 2023

2.This instrument was installed in vertical orientation and center of the dial was used as the reference level.

3.This result of calibration was made on requested at the point specified by customer.

4.Scale and conversion factor is 1 kPa = 7.50062 mmHg

5.This result of calibration instrument was in absolute pressure.

6.This instrument was used clean air as pressure media.

7.The certificate is valid only to the item calibrated on date and place of calibration.

8.This Certification is traceable to the International System of Unit maintained at:-

-National Institute of Metrology Thailand (NIMT)

Calibrated by : Suwit Aussarree

Issue Date : 25 July 2022

Approved Signatory :

Attapol P.
[] Phalinee Prabpaipal
[] Sura Suwannasri
[x] Attapol Panurach

เอกสารไม่ควบคุม

B 0293206



Cert.No.: 22P2723

Page: 2 of 2

Result of calibration:- Without adjustment

Range : 720 mmHg to 770 mmHg

Function:- Absolute Pressure Measurement

Scale Interval : 1 mmHg (The Fifth Estimate)

Increasing Pressure

Applied Pressure (mmHg)	717.72	728.35	738.91	749.90	761.32	771.90
UUC* Indication (mmHg)	720.0	730.0	740.0	750.0	760.0	770.0
Error (mmHg)	2.28	1.65	1.09	0.10	-1.32	-1.90

Decreasing Pressure

Applied Pressure (mmHg)	771.89	761.01	749.89	738.88	728.25	717.58
UUC* Indication (mmHg)	770.0	760.0	750.0	740.0	730.0	720.0
Error (mmHg)	-1.89	-1.01	0.11	1.12	1.75	2.42

The uncertainty of measurement was ± 0.24 mmHg

* UUC = Unit Under Calibration

The reported uncertainty of measurement was based on a standard uncertainty multiplied by a coverage factor $k = 2$, providing a level of confidence of approximately 95 %.

-oOo-

Attapol P.

เอกสารไม่ควบคุม

a 1118532



TECHNOLOGY PROMOTION ASSOCIATION (THAILAND-JAPAN)
CORPORATE SERVICES 3: EQUIPMENT CALIBRATION AND TESTING SERVICES
534/4 PATTANAKARN ROAD SOI 18, SUANLUANG, SUANLUANG, BANGKOK 10250
TEL. 0-2717-3000-24 FAX. 0-2719-9484



Certificate of Calibration

Certificate No. : 22H1986

Page : 1 of 2

Equipment : Digital Thermo-Hygrometer
Manufacturer: Testo
Model : 608-H1
Serial No.: 34843154
ID No.: UAE.ANV.133-2550

Condition As-Received: Used Item

Received Date: 21 September 2022

Calibration Date: 23 September 2022
to 27 September 2022

Reference: 2209-0729WSC

Submitted by: United Analyst and Engineering Consultant Co.,Ltd.

Ambient Temperature: (25 ± 3) °C

Relative Humidity: (50 ± 20) %

This certificate may not be reproduced other than in full,
except with the prior written approval of the head of
Corporate Services 3: Equipment Calibration and Testing Services.

3 Soi Udomsuk 41, Sukhumvit Road, Bangchak,
Phrakhanong, Bangkok 10260

Procedure used: Calibration were conducted using in-house calibration procedure CP-H03 according to comparison with standard chilled mirror sensor for humidity measurement function and comparison with standard temperature probe for temperature measurement function into humidity / temperature chamber.

Condition of this result of calibration

1.Reference standards instruments :

<u>Instrument</u>	<u>Model</u>	<u>Serial No.</u>	<u>Certificate No.</u>	<u>Due Date</u>
1) Hygro-M2 Dew Point Monitor	5112	2360195	20703	02 Aug 2023
2) Standard Humidity/Temperature Meter	400	10240757	TH-0125-21	13 Dec 2022


2.The certificate is valid only to the item calibrated on date and place of calibration.

3.This Certification is traceable to the International System of Unit maintained at:-

- National Institute of Standards and Technology (NIST) , The United States of America
- National Institute of Metrology Thailand (NIMT)

Calibrated by : Viporn Tantiyawutti
Issue Date : 29 September 2022

Approved Signatory :

- 
☒ Chakrit Waewanjua
☐ Pornthippa Tameyakul
☐ Viporn Tantiyawutti

เอกสารไม่ควบคุม

B 0298127



Cert. No.: 22H1986

Page.: 2 of 2

Result of Calibration:-

Without Adjustment

Function:

Humidity measurement.

<u>Reference</u> <u>Temperature</u> (°C)	<u>Standard</u> <u>Humidity</u> (%R.H.)	<u>UUC*</u> <u>Reading</u> (%R.H.)	<u>Error</u> (%R.H.)	<u>Uncertainty</u> <u>of Measurement</u> (±%R.H.)
25.0	40.1	43.8	3.7	1.3
25.0	50.1	53.6	3.5	1.6
25.0	60.0	63.1	3.1	1.6
25.0	70.2	72.2	2.0	1.6

Result of Calibration:-

Without Adjustment

Function:

Temperature measurement.

<u>Standard</u> <u>Temperature</u> (°C)	<u>UUC*</u> <u>Reading</u> (°C)	<u>Error</u> (°C)	<u>Uncertainty</u> <u>of Measurement</u> (±°C)
15.02	15.0	-0.02	0.42
20.03	20.0	-0.03	0.42
25.02	24.9	-0.12	0.42
30.03	29.9	-0.13	0.42
40.03	39.7	-0.33	0.42

UUC* : Unit Under Calibration

The reported uncertainty of measurement was base on standard uncertainty multiplied by coverage factor $k = 2.00$, providing confidence level approximately 95%.

-o0o-

เอกสารไม่ควบคุม

a 1128760

Certificate of Calibration

Customer

Name : UNITED ANALYST AND ENGINEERING
CONSULTANT CO.,LTD.

Address : 81 Soi Udomsuk 41, Sukhumvit Road, Bangchak, Prakanong,
Bangkok 10260

Certificate No : 23-TPM-051

Request No : Req-2023-0050

Page : 1/2

Unit Under Calibration Details

Calibration Parameter : Temperature

Instrument Name : Thermal Environment Monitor

Manufacturer : Quest Technologies

Model : QT-34

Serial Number : TEG100075

Resolution : 0.1 °C

ID Number : UAE.EMA2.056/2552

Range Calibration : 20 °C to 60 °C

Type of Sensor : RTD

Sensor Diameter (mm) : 4.5

Calibration Position (mm) : 67.5

Intrument Status : Used

Calibration Environment and Details

Temperature : 23 °C ± 3 °C

Humidity : 55 %RH ± 15 %RH

Received Date : 10 January 2023

Calibrated Date : 25 January 2023

Calibration Procedure : In-house method CP-TPM-01 by Comparison with Standard Thermometer.

Reference Standard

Digital Thermometer with Sensor, Manufacturer: GINGO/GINGO, Model: GT11/ RTD100, SN:
08000057, ID: 02-TPM Which was calibrated on 10 March 2022, Calibration Certificate No. : QR22-0578

Traceability

This Certificate is traceable to SI Unit through Quality Reborn Co., Ltd., NSC-ONSC Accreditation No.:
Calibration 0292

Note

The reported uncertainty is based on standard uncertainty multiplied by the Coverage Factor $k=2$, providing a level of confidence approximately 95 %.

Approved By :



Mr. Pacit Mathavorn

Calibration Engineer Supervisor

Issue Date :

25 January 2023

Calibration Note

UUC Adjustment : Not Adjust

Certificate No : 23-TPM-051

Request No : Req-2023-0050

Page : 2/2

Result of Calibration :

UUC Sensor	Standard Temperature (°C)	UUC Reading (°C)	Correction (°C)	Uncertainty (± °C)
WET	20.004	20.2	- 0.2	0.14
	25.003	25.2	- 0.2	0.14
	30.003	30.2	- 0.2	0.14
	35.002	35.2	- 0.2	0.14
	40.005	40.2	- 0.2	0.14
	45.004	45.2	- 0.2	0.14
	50.006	50.2	- 0.2	0.14
	60.006	60.2	- 0.2	0.14
DRY	20.003	20.1	- 0.1	0.14
	25.006	25.1	- 0.1	0.14
	30.005	30.1	- 0.1	0.14
	35.005	35.1	- 0.1	0.14
	40.006	40.1	- 0.1	0.14
	45.007	45.1	- 0.1	0.14
	50.005	50.1	- 0.1	0.14
	60.006	60.1	- 0.1	0.14
GLOBE	20.005	20.1	- 0.1	0.14
	25.005	25.1	- 0.1	0.14
	30.004	30.1	- 0.1	0.14
	35.003	35.1	- 0.1	0.14
	40.005	40.1	- 0.1	0.14
	45.006	45.1	- 0.1	0.14
	50.005	50.1	- 0.1	0.14
	60.003	60.1	- 0.1	0.14

End of Certificate

Calibrated By :



Mr. Sittichok Jirapukdeesakun

Certificate of Calibration

Customer

Name : UNITED ANALYST AND ENGINEERING
CONSULTANT CO.,LTD.

Address : 81 Soi Udomsuk 41, Sukhumvit Road, Bangchak, Prakanong,
Bangkok 10260

Certificate No : 23-TPM-047

Request No : Req-2023-0046

Page : 1/2

Unit Under Calibration Details

Calibration Parameter : Temperature

Instrument Name : Thermal Environment Monitor

Range Calibration : 20 °C to 60 °C

Manufacturer : TSI QUEST

Type of Sensor : RTD

Model : QT-32

Sensor Diameter (mm) : 4.5

Serial Number : TPT030007

Calibration Position (mm) : 67.5

Resolution : 0.1 °C

Intrument Status : Used

ID Number : UAE.EFM218/2562

Calibration Environment and Details

Temperature : 23 °C ± 3 °C

Humidity : 55 %RH ± 15 %RH

Received Date : 10 January 2023

Calibrated Date : 25 January 2023

Calibration Procedure : In-house method CP-TPM-01 by Comparison with Standard Thermometer.


Reference Standard : Digital Thermometer with Sensor, Manufacturer: GINGO/GINGO, Model: GT11/ RTD100, SN:
08000057, ID: 02-TPM Which was calibrated on 10 March 2022, Calibration Certificate No. : QR22-0578

Traceability : This Certificate is traceable to SI Unit through Quality Reborn Co., Ltd., NSC-ONSC Accreditation No.:
Calibration 0292

Note

The reported uncertainty is based on standard uncertainty multiplied by the Coverage Factor $k=2$, providing a level of confidence approximately 95 %.

Approved By :


Mr. Pacit Mathavorn

Calibration Engineer Supervisor

Issue Date :

25 January 2023

Calibration Note

UUC Adjustment : Not Adjust

Certificate No : 23-TPM-047

Request No : Req-2023-0046

Page : 2/2

Result of Calibration :

UUC Sensor	Standard Temperature (°C)	UUC Reading (°C)	Correction (°C)	Uncertainty (± °C)
WET	20.003	20.1	- 0.1	0.14
	25.006	25.1	- 0.1	0.14
	30.003	30.1	- 0.1	0.14
	35.003	35.1	- 0.1	0.14
	40.006	40.2	- 0.2	0.14
	45.004	45.2	- 0.2	0.14
	50.006	50.2	- 0.2	0.14
	60.007	60.2	- 0.2	0.14
DRY	20.004	20.2	- 0.2	0.14
	25.004	25.2	- 0.2	0.14
	30.006	30.2	- 0.2	0.14
	35.006	35.2	- 0.2	0.14
	40.006	40.2	- 0.2	0.14
	45.004	45.2	- 0.2	0.14
	50.009	50.2	- 0.2	0.14
	60.004	60.2	- 0.2	0.14
GLOBE	20.004	20.1	- 0.1	0.14
	25.005	25.1	- 0.1	0.14
	30.004	30.1	- 0.1	0.14
	35.005	35.1	- 0.1	0.14
	40.006	40.2	- 0.2	0.14
	45.006	45.2	- 0.2	0.14
	50.006	50.2	- 0.2	0.14
	60.007	60.2	- 0.2	0.14

End of Certificate

Calibrated By :



Mr. Sittichok Jirapukdeesakun



TECHNOLOGY PROMOTION ASSOCIATION (THAILAND-JAPAN)
CORPORATE SERVICES 3: EQUIPMENT CALIBRATION AND TESTING SERVICES
534/4 PATTANAKARN ROAD SOI 18, SUANLUANG, SUANLUANG BANGKOK 10250
TEL. 0-2717-3000-27 FAX. 0-2719-9484



Cert.No.: 23CH6
Page.: 1 of 3

Certificate of Calibration

Equipment : pH Meter
Manufacturer : Horiba
Model : LAQUA-PH210
Serial No. : HA0D0081
ID No. : UAE.EFM.074/2564(EFM.pH.07/64)
Condition As-Received: Used Item
Received Date : 04 January 2023
Calibration Date : 05 January 2023
Reference : 2301-0060WSC-2
Submitted by : United Analyst and Engineering Consultant Co.,Ltd.
3 Soi Udomsuk 41, Sukhumvit Road,
Bangchak, Phrakhanong, Bangkok 10260

Ambient Temperature : $(25 \pm 2.5) ^\circ\text{C}$
Relative Humidity : $(50 \pm 15) \%$
Calibration Procedure : In - house method :
- CP-CH5 by direct measurement with standard voltage calibrator and direct measurement with certified reference material (CRM)
- CP-CH8 by comparison with standard thermometer

Calibrated by : Saithip Meangmai

Approved by :


Approved Signatory

- (☒) Malee Butkruea
(☐) Saithip Meangmai
(☐) Warakorn Lerngagtrakul

Issue Date : 10 January 2023

The Uncertainties are for a confidence probability of approximately 95 %

This certificate may not be reproduced other than in full, except with the prior written
Approval of the head of Corporate Services 3 : Equipment Calibration and Testing Services.

เอกสารไม่ควบคุม



Cert.No.: 23CH6

Page.: 2 of 3

Condition of this calibration result

1. Reference Standard Instrument : -

<u>Instrument</u>	<u>Serial No.</u>	<u>ID No.</u>	<u>Cert. No.</u>	<u>Due Date</u>
1) Document Process Calibrator	54030049	130RC116	22E2769	24 Aug 2023
2) Ref. Standard Thermometer	4982054	110RC044	2211306	27 Oct 2023

This certification is traceable to the International System of Unit maintained at:-

- Traceable to National Institute of Metrology (Thailand), NIMT

2. Certified Reference Materials : The measurement results are traceable to SI through CPA chem Ltd.,
ANSI-ASQ National Accreditation Board, Accredited No. AR-1835

<u>Buffer Solution</u>	<u>Manufacturer</u>	<u>Lot No.</u>	<u>Exp. date</u>
pH 4.008	CPA chem	826588	09 July 2024
pH 6.987	CPA chem	823322	20 June 2023
pH 10.008	CPA chem	826590	09 July 2023

3. This certificate is valid only to the item calibrated on date and place of calibration.

Calibration Results

Function : mV Measurement

Performing standard curve by Fluke at pH (4,7)(7,10)

Unit Under Calibration	Nominal Value	Standard Voltage Input	Actual Reading		Uncertainty of Measurement (\pm mV)	Coverage factor <i>k</i>
	pH	mV	mV	pH		
pH Meter S/N.: HA0D0081	4.00	177.48	177.4	4.01	0.058	2.00
	7.00	0.00	0.1	6.98	0.058	2.00
	7.00	0.00	0.1	6.98	0.058	2.00
	10.00	-177.48	-177.4	10.01	0.058	2.00

เอกสารไม่ควบคุม



Cert.No.: 23CH6

Page.: 3 of 3

Calibration Results**Function : pH Measurement**

Performing three buffers standard curve by using buffer nominal pH (4,7)(7,10)

Unit Under Calibration	Standard pH Buffer Solution	Actual pH Reading	Actual mV Reading (mV)	Uncertainty of pH measurement (\pm)	Coverage factor k
pH Electrode S/N.: 990C0039	4.008	4.01	138.5	0.0085	2.05
	6.987	6.98	-32.1	0.011	2.00
	6.987	7.00	-33.1	0.011	2.00
	10.008	10.03	-205.2	0.0096	2.00

Function : Temperature Measurement**(*) Without adjustment**

This equipment was connected with Temperature Probe;

- Model : 9652
- Serial No. : 990C0039

Dimension of probe;

- Length : 102 mm.
- Diameter : 15.5 mm.
- Immersion Depth : 85 mm.

Calibration Point ($^{\circ}\text{C}$)	Standard Temperature ($^{\circ}\text{C}$)	UUC* Reading ($^{\circ}\text{C}$)	Error ($^{\circ}\text{C}$)	Uncertainty of measurement (\pm $^{\circ}\text{C}$)	Coverage factor k
25.0	25.004	25.0	-0.004	0.13	2.00
30.0	30.001	30.0	-0.001	0.13	2.00
35.0	35.003	35.0	-0.003	0.13	2.00

Remark : - UUC* = Unit Under Calibration

The reported uncertainty of measurement was based on a standard uncertainty multiplied by a coverage factor k , providing a level of confidence of approximately 95 %.

-o0o-

เอกสารไม่ควบคุม